Primary antibodies in alphabetic order

Actin, muscle specific (HHF35)

Class:	IVD	Cat. No. / Format:	1-AC038-02 /	0.1 ml conc.
Host:	Mouse		1-AC038-05 /	0.5 ml conc.
Dilution:	1:50 - 1:200		1-AC038-07 /	1 ml conc.
Localization:	Cytoplasmic		2-AC038-10 /	3 ml RTU
Control:	Skeletal muscle		2-AC038-13 /	7 ml RTU
			2-AC038-16 /	15 ml RTU

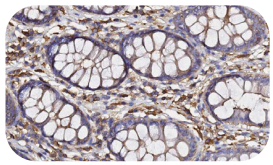

Actin, smooth muscle (1A4)

Class:	IVD	Cat. No. / Format:	1-AC039-02 /	0.1 ml conc.
Host:	Mouse		1-AC039-05 /	0.5 ml conc.
Dilution:	1:100 - 1:200		1-AC039-07 /	1 ml conc.
Localization:	Cytoplasmic		2-AC039-10 /	3 ml RTU
Control:	Smooth muscle		2-AC039-13 /	7 ml RTU
			2-AC039-16 /	15 ml RTU

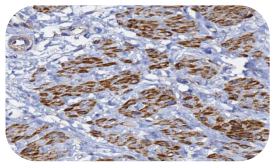

Adrenocorticotropic hormone/ACTH (Polyclonal)

Class:	RUO	Cat. No. / Format:	1-AD080-02 /	0.1 ml conc.
Host:	Rabbit		1-AD080-05 /	0.5 ml conc.
Dilution:	1:50 - 1:200		1-AD080-07 /	1 ml conc.
Localization:	Cytoplasmic		2-AD080-10 /	3 ml RTU
Control:	Normal pituitary		2-AD080-13 /	7 ml RTU

Aldehyde dehydrogenase 1A1/ALDH1A1 (Polyclonal)

Class:	RUO	Cat. No. / Format:	1-AL007-02 /	0.1 ml conc.
Host:	Rabbit		1-AL007-05 /	0.5 ml conc.
Dilution:	1:50 - 1:200		1-AL007-07 /	1 ml conc.
Localization:	Cytoplasmic		2-AL007-10 /	3 ml RTU
Control:	Human liver		2-AL007-13 /	7 ml RTU

ALK (QR017)

Class:	IVD	Cat. No. / Format:	C-A001-01 /	0.1 ml conc.
Host:	Rabbit		C-A001-05 /	0.5 ml conc.
Dilution:	1:100 - 1:200		C-A001-10 /	1 ml conc.
Localization:	Cytoplasmic, nuclear		P-A001-30 /	3 ml RTU
Control:	ALCL		P-A001-70 /	7 ml RTU

Q clones

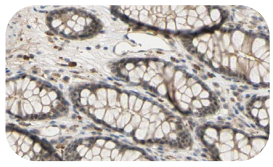

Alpha 1 antichymotrypsin (Polyclonal)

Class:	RUO	Cat. No. / Format:	1-AL035-02 /	0.1 ml conc.
Host:	Rabbit		1-AL035-05 /	0.5 ml conc.
Dilution:	1:50 - 1:200		1-AL035-07 /	1 ml conc.
Localization:	Cytoplasmic		2-AL035-10 /	3 ml RTU
Control:	Appendix		2-AL035-13 /	7 ml RTU

Alpha 1 antitrypsin (Polyclonal)

Class:	RUO	Cat. No. / Format:	1-AL037-02 /	0.1 ml conc.
Host:	Rabbit		1-AL037-05 /	0.5 ml conc.
Dilution:	1:100 - 1:200		1-AL037-07 /	1 ml conc.
Localization:	Cytoplasmic		2-AL037-10 /	3 ml RTU
Control:	Tonsil		2-AL037-13 /	7 ml RTU

Alpha fetoprotein/AFP (C3)

Class:	IVD	Cat. No. / Format:	1-AL041-02 /	0.1 ml conc.
Host:	Mouse		1-AL041-05 /	0.5 ml conc.
Dilution:	1:100 - 1:200		1-AL041-07 /	1 ml conc.
Localization:	Cytoplasmic		2-AL041-10 /	3 ml RTU
Control:	Early fetal liver		2-AL041-13 /	7 ml RTU

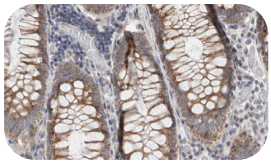

Alpha methylacyl CoA Racemase/AMACR (13H4)

Class:	IVD	Cat. No. / Format:	1-AL052-02 /	0.1 ml conc.
Host:	Rabbit		1-AL052-05 /	0.5 ml conc.
Dilution:	1:100 - 1:200		1-AL052-07 /	1 ml conc.
Localization:	Cytoplasmic		2-AL052-10 /	3 ml RTU
Control:	Prostate		2-AL052-13 /	7 ml RTU
	adenocarcinoma		2-AL052-16 /	15 ml RTU

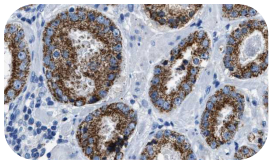

Androgen receptor (Polyclonal)

Class:	IVD	Cat. No. / Format:	1-AN011-02 /	0.1 ml conc.
Host:	Rabbit		1-AN011-05 /	0.5 ml conc.
Dilution:	1:50 - 1:200		1-AN011-07 /	1 ml conc.
Localization:	Nuclear		2-AN011-10 /	3 ml RTU
Control:	Prostate		2-AN011-13 /	7 ml RTU

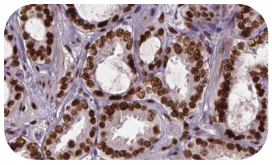

Annexin A1 (Polyclonal)

Class:	RUO	Cat. No. / Format:	1-AN099-02 /	0.1 ml conc.
Host:	Rabbit		1-AN099-05 /	0.5 ml conc.
Dilution:	1:50 - 1:200		1-AN099-07 /	1 ml conc.
Localization:	Cytoplasmic, nuclear		2-AN099-10 /	3 ml RTU
Control:	Bone marrow, hairy		2-AN099-13 /	7 ml RTU
	cell leukemia			

Annexin A7 (Polyclonal)

Class:	RUO	Cat. No. / Format:	1-AN106-02 /	0.1 ml conc.
Host:	Rabbit		1-AN106-05 /	0.5 ml conc.
Dilution:	1:50 - 1:200		1-AN106-07 /	1 ml conc.
Localization:	Cytoplasmic, nuclear,		2-AN106-10 /	3 ml RTU
	membranous		2-AN106-13 /	7 ml RTU
Control:	Tonsil, prostate tumor			

Annexin A10 (Polyclonal)

Class:	RUO	Cat. No. / Format:	1-AN110-02 /	0.1 ml conc.
Host:	Rabbit		1-AN110-05 /	0.5 ml conc.
Dilution:	1:50 - 1:200		1-AN110-07 /	1 ml conc.
Localization:	Cytoplasmic, nuclear		2-AN110-10 /	3 ml RTU
Control:	Stomach, gastric		2-AN110-13 /	7 ml RTU
	carcinoma			

Anterior gradient 2 (Polyclonal)

Class:	RUO	Cat. No. / Format:	1-AN112-02 /	0.1 ml conc.
Host:	Rabbit		1-AN112-05 /	0.5 ml conc.
Dilution:	1:50 - 1:200		1-AN112-07 /	1 ml conc.
Localization:	Cytoplasmic		2-AN112-10 /	3 ml RTU
Control:	Breast, ER-positive-breast cancer		2-AN112-13 /	7 ml RTU

Apolipoprotein J/ApoJ (Polyclonal)

Class:	RUO	Cat. No. / Format:	1-AP024-02 /	0.1 ml conc.
Host:	Rabbit		1-AP024-05 /	0.5 ml conc.
Dilution:	1:50 - 1:200		1-AP024-07 /	1 ml conc.
Localization:	Cytoplasmic		2-AP024-10 /	3 ml RTU
Control:	Tonsil, breast cancer		2-AP024-13 /	7 ml RTU

ARG-1 (Polyclonal)

Class:	IVD	Cat. No. / Format:	1-AR007-02 /	0.1 ml conc.
Host:	Rabbit		1-AR007-05 /	0.5 ml conc.
Dilution:	1:50 - 1:200		1-AR007-07 /	1 ml conc.
Localization:	Cytoplasmic		2-AR007-10 /	3 ml RTU
Control:	Human hepatocellular carcinoma		2-AR007-13 /	7 ml RTU

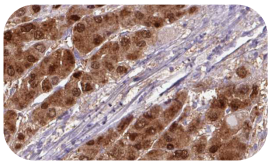

Ataxia telangiectasia mutated/ATM (Polyclonal)

Class:	RUO	Cat. No. / Format:	1-AT002-02 /	0.1 ml conc.
Host:	Rabbit		1-AT002-05 /	0.5 ml conc.
Dilution:	1:50 - 1:200		1-AT002-07 /	1 ml conc.
Localization:	Nuclear		2-AT002-10 /	3 ml RTU
Control:	Breast		2-AT002-13 /	7 ml RTU

B cell lymphoma 2/Bcl2 (124)

Class:	IVD	Cat. No. / Format:	1-B0008-02 /	0.1 ml conc.
Host:	Mouse		1-B0008-05 /	0.5 ml conc.
Dilution:	1:50 - 1:200		1-B0008-07 /	1 ml conc.
Localization:	Cytoplasmic		2-B0008-10 /	3 ml RTU
Control:	Tonsil		2-B0008-13 /	7 ml RTU
			2-B0008-16 /	15 ml RTU

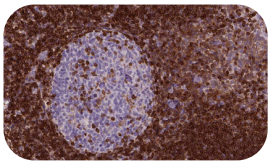

B cell lymphoma 6/Bcl6 (GI191E/A8)

Class:	IVD	Cat. No. / Format:	1-B0015-02 /	0.1 ml conc.
Host:	Mouse		1-B0015-05 /	0.5 ml conc.
Dilution:	1:100 - 1:200		1-B0015-07 /	1 ml conc.
Localization:	Nuclear		2-B0015-10 /	3 ml RTU
Control:	Tonsil, lymph node		2-B0015-13 /	7 ml RTU

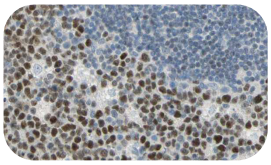

B cell specific octamer binding protein 1/BOB.1 (Polyclonal)

Class:	IVD	Cat. No. / Format:	1-B0023-02 /	0.1 ml conc.
Host:	Rabbit		1-B0023-05 /	0.5 ml conc.
Dilution:	1:50 - 1:200		1-B0023-07 /	1 ml conc.
Localization:	Nuclear		2-B0023-10 /	3 ml RTU
Control:	Tonsil, lymphoma		2-B0023-13 /	7 ml RTU

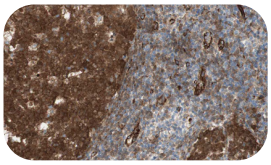

Bcl associated X protein/Bax (2D2)

Class:	RUO	Cat. No. / Format:	1-BC024-02 /	0.1 ml conc.
Host:	Mouse		1-BC024-05 /	0.5 ml conc.
Dilution:	1:50 - 1:200		1-BC024-07 /	1 ml conc.
Localization:	Cytoplasmic		2-BC024-10 /	3 ml RTU
Control:	Reed-Sternberg cells in Hodgkin lymphoma		2-BC024-13 /	7 ml RTU

Bcl2 antagonist of cell death/Bad (Polyclonal)

Class:	RUO	Cat. No. / Format:	1-BC005-02 /	0.1 ml conc.
Host:	Rabbit		1-BC005-05 /	0.5 ml conc.
Dilution:	1:50 - 1:200		1-BC005-07 /	1 ml conc.
Localization:	Cytoplasmic		2-BC005-10 /	3 ml RTU
Control:	Colon		2-BC005-13 /	7 ml RTU

Beclin 1/BECN1 (Polyclonal)

Class:	RUO	Cat. No. / Format:	1-BE002-02 /	0.1 ml conc.
Host:	Rabbit		1-BE002-05 /	0.5 ml conc.
Dilution:	1:50 - 1:200		1-BE002-07 /	1 ml conc.
Localization:	Nuclear, cytoplasmic		2-BE002-10 /	3 ml RTU
Control:	Breast		2-BE002-13 /	7 ml RTU

Brachyury (Polyclonal)

Class:	IVD	Cat. No. / Format:	1-BR069-02 /	0.1 ml conc.
Host:	Rabbit		1-BR069-05 /	0.5 ml conc.
Dilution:	1:50 - 1:200		1-BR069-07 /	1 ml conc.
Localization:	Nuclear		2-BR069-10 /	3 ml RTU
Control:	Chordoma		2-BR069-13 /	7 ml RTU

Bromodeoxyuridine/BrdU (MoBu-1)

Class:	RUO	Cat. No. / Format:	1-BR057-02 /	0.1 ml conc.
Host:	Mouse		1-BR057-05 /	0.5 ml conc.
Dilution:	1:50 - 1:100		1-BR057-07 /	1 ml conc.
Localization:	Nuclear		2-BR057-10 /	3 ml RTU
Control:	Small intestine		2-BR057-13 /	7 ml RTU

C type lectin domain family 13 member B/LY75/CD205 (Polyclonal)

Class:	RUO	Cat. No. / Format:	1-C0023-02 /	0.1 ml conc.
Host:	Rabbit		1-C0023-05 /	0.5 ml conc.
Dilution:	1:50 - 1:200		1-C0023-07 /	1 ml conc.
Localization:	Membranous		2-C0023-10 /	3 ml RTU
Control:	Tonsil		2-C0023-13 /	7 ml RTU

C type lectin domain family 4 member K/Langerin (Polyclonal)

Class:	RUO	Cat. No. / Format:	1-C0015-02 /	0.1 ml conc.
Host:	Rabbit		1-C0015-05 /	0.5 ml conc.
Dilution:	1:50 - 1:100		1-C0015-07 /	1 ml conc.
Localization:	Membranous		2-C0015-10 /	3 ml RTU
Control:	Skin, Langerhans cell histiocytosis		2-C0015-13 /	7 ml RTU

c-fos (1D6)

Class:	RUO	Cat. No. / Format:	1-CE053-02 /	0.1 ml conc.
Host:	Mouse		1-CE053-05 /	0.5 ml conc.
Dilution:	1:50 - 1:200		1-CE053-07 /	1 ml conc.
Localization:	Nuclear		2-CE053-10 /	3 ml RTU
Control:	Brain tissue		2-CE053-13 /	7 ml RTU

c-Myc (Polyclonal)

Class:	IVD	Cat. No. / Format:	1-C0032-02 /	0.1 ml conc.
Host:	Rabbit		1-C0032-05 /	0.5 ml conc.
Dilution:	1:50 - 1:200		1-C0032-07 /	1 ml conc.
Localization:	Nuclear		2-C0032-10 /	3 ml RTU
Control:	Human skin carcinoma		2-C0032-13 /	7 ml RTU

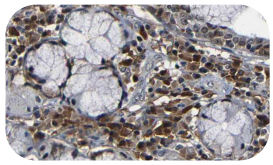

Cadherin 17/Liver-intestine cadherin (Polyclonal)

Class:	RUO	Cat. No. / Format:	1-CA019-02 /	0.1 ml conc.
Host:	Rabbit		1-CA019-05 /	0.5 ml conc.
Dilution:	1:50 - 1:200		1-CA019-07 /	1 ml conc.
Localization:	Membranous		2-CA019-10 /	3 ml RTU
Control:	Colon, colonic adenocarcinoma		2-CA019-13 /	7 ml RTU

Cadherin 6/Kidney cadherin (Polyclonal)

Class:	RUO	Cat. No. / Format:	1-CA011-02 /	0.1 ml conc.
Host:	Rabbit		1-CA011-05 /	0.5 ml conc.
Dilution:	1:50 - 1:200		1-CA011-07 /	1 ml conc.
Localization:	Membranous		2-CA011-10 /	3 ml RTU
Control:	Kidney, renal cell carcinoma		2-CA011-13 /	7 ml RTU

Calcitonin (Polyclonal)

Class:	IVD	Cat. No. / Format:	1-CA033-02 /	0.1 ml conc.
Host:	Rabbit		1-CA033-05 /	0.5 ml conc.
Dilution:	1:50 - 1:200		1-CA033-07 /	1 ml conc.
Localization:	Cytoplasmic		2-CA033-10 /	3 ml RTU
Control:	Medullary carcinoma of thyroid		2-CA033-13 /	7 ml RTU

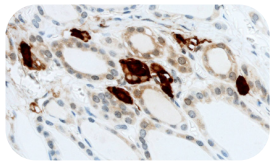

Caldesmon (Polyclonal)

Class:	IVD	Cat. No. / Format:	1-CA090-02 /	0.1 ml conc.
Host:	Rabbit		1-CA090-05 /	0.5 ml conc.
Dilution:	1:50 - 1:200		1-CA090-07 /	1 ml conc.
Localization:	Cytoplasmic		2-CA090-10 /	3 ml RTU
Control:	Smooth muscle from bowel, esophagus		2-CA090-13 /	7 ml RTU

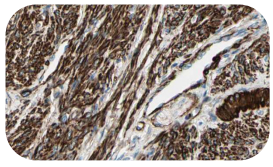

Calponin (CALP)

Class:	IVD	Cat. No. / Format:	1-CA101-02 /	0.1 ml conc.
Host:	Mouse		1-CA101-05 /	0.5 ml conc.
Dilution:	1:100 - 1:200		1-CA101-07 /	1 ml conc.
Localization:	Cytoplasmic		2-CA101-10 /	3 ml RTU
Control:	Appendix, breast, uterus, leiomyoma		2-CA101-13 /	7 ml RTU

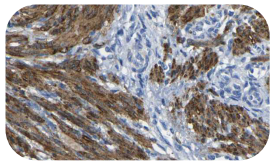

Calretinin (MX027)

Class:	IVD	Cat. No. / Format:	1-CA107-02 /	0.1 ml conc.
Host:	Mouse		1-CA107-05 /	0.5 ml conc.
Dilution:	1:100 - 1:200		1-CA107-07 /	1 ml conc.
Localization:	Cytoplasmic, nuclear		2-CA107-10 /	3 ml RTU
Control:	Adrenal gland, malignant mesothelioma		2-CA107-13 /	7 ml RTU

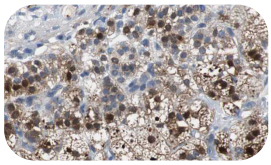

Cancer antigen 125/CA-125 (Polyclonal)

Class:	IVD	Cat. No. / Format:	1-CA119-02 /	0.1 ml conc.
Host:	Rabbit		1-CA119-05 /	0.5 ml conc.
Dilution:	1:50 - 1:200		1-CA119-07 /	1 ml conc.
Localization:	Cytoplasmic, membranous		2-CA119-10 /	3 ml RTU
Control:	Ovarian carcinoma		2-CA119-13 /	7 ml RTU

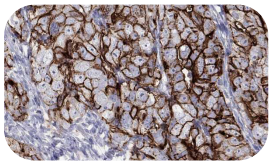

Cancer antigen 19-9/CA-19-9 (121SLE)

Class:	IVD	Cat. No. / Format:	1-CA118-02 /	0.1 ml conc.
Host:	Mouse		1-CA118-05 /	0.5 ml conc.
Dilution:	1:100 - 1:200		1-CA118-07 /	1 ml conc.
Localization:	Cytoplasmic		2-CA118-10 /	3 ml RTU
Control:	Colon, salivary gland		2-CA118-13 /	7 ml RTU

Cancer testis antigen 1B (Polyclonal)

Class:	RUO	Cat. No. / Format:	1-CA123-02 /	0.1 ml conc.
Host:	Rabbit		1-CA123-05 /	0.5 ml conc.
Dilution:	1:50 - 1:200		1-CA123-07 /	1 ml conc.
Localization:	Cytoplasmic, nuclear		2-CA123-10 /	3 ml RTU
Control:	Testis, myxoid and round cell liposarcoma		2-CA123-13 /	7 ml RTU

Carbonic anhydrase 9 (Polyclonal)

Class:	RUO	Cat. No. / Format:	1-CA151-02 /	0.1 ml conc.
Host:	Rabbit		1-CA151-05 /	0.5 ml conc.
Dilution:	1:50 - 1:200		1-CA151-07 /	1 ml conc.
Localization:	Nuclear, membranous		2-CA151-10 /	3 ml RTU
Control:	Lung, colon		2-CA151-13 /	7 ml RTU

Carcinoembryonic antigen/CEA (CEA31)

Class:	IVD	Cat. No. / Format:	1-CA175-02 /	0.1 ml conc.
Host:	Mouse		1-CA175-05 /	0.5 ml conc.
Dilution:	1:50 - 1:200		1-CA175-07 /	1 ml conc.
Localization:	Cytoplasmic		2-CA175-10 /	3 ml RTU
Control:	Colon, colon adenocarcinoma		2-CA175-13 /	7 ml RTU
			2-CA175-16 /	15 ml RTU

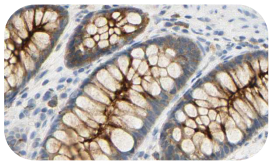

Catenin beta/CTNNB (14)

Class:	IVD	Cat. No. / Format:	1-CA262-02 /	0.1 ml conc.
Host:	Mouse		1-CA262-05 /	0.5 ml conc.
Dilution:	1:100 - 1:200		1-CA262-07 /	1 ml conc.
Localization:	Cytoplasmic, nuclear, membranous		2-CA262-10 /	3 ml RTU
			2-CA262-13 /	7 ml RTU
Control:	Prostate			

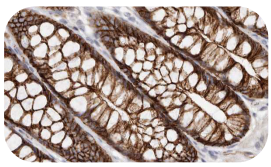

Cathepsin D (Polyclonal)

Class:	RUO	Cat. No. / Format:	1-CA271-02 /	0.1 ml conc.
Host:	Rabbit		1-CA271-05 /	0.5 ml conc.
Dilution:	1:50 - 1:200		1-CA271-07 /	1 ml conc.
Localization:	Secreted		2-CA271-10 /	3 ml RTU
Control:	Breast carcinoma, liver		2-CA271-13 /	7 ml RTU

Caudal type homeo box 2 /CDX2 (Polyclonal)

Class:	IVD	Cat. No. / Format:	1-CA284-02 /	0.1 ml conc.
Host:	Rabbit		1-CA284-05 /	0.5 ml conc.
Dilution:	1:50 - 1:200		1-CA284-07 /	1 ml conc.
Localization:	Nuclear		2-CA284-10 /	3 ml RTU
Control:	Colon, colon adenocarcinoma		2-CA284-13 /	7 ml RTU
			2-CA284-16 /	15 ml RTU

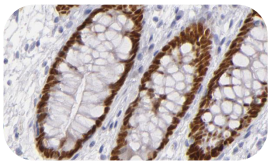

Caveolin 1 (Polyclonal)

Class:	RUO	Cat. No. / Format:	1-CA286-02 /	0.1 ml conc.
Host:	Rabbit		1-CA286-05 /	0.5 ml conc.
Dilution:	1:50 - 1:200		1-CA286-07 /	1 ml conc.
Localization:	Membranous, cytopl.		2-CA286-10 /	3 ml RTU
Control:	Placenta, mesothelioma		2-CA286-13 /	7 ml RTU

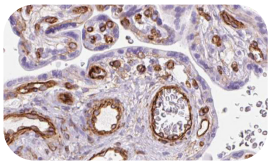

CD1a (O10)

Class:	IVD	Cat. No. / Format:	1-CD007-02 /	0.1 ml conc.
Host:	Mouse		1-CD007-05 /	0.5 ml conc.
Dilution:	1:50 - 1:100		1-CD007-07 /	1 ml conc.
Localization:	Membranous, cytoplasmic		2-CD007-10 /	3 ml RTU
			2-CD007-13 /	7 ml RTU
Control:	Tonsil			

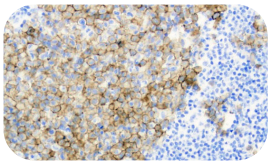

CD2 (Polyclonal)

Class:	IVD	Cat. No. / Format:	1-CD010-02 /	0.1 ml conc.
Host:	Rabbit		1-CD010-05 /	0.5 ml conc.
Dilution:	1:50 - 1:200		1-CD010-07 /	1 ml conc.
Localization:	Membranous		2-CD010-10 /	3 ml RTU
Control:	Tonsil, T cell lymphoma		2-CD010-13 /	7 ml RTU

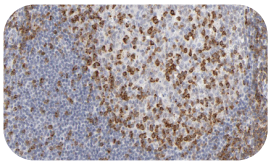

CD3e (QR004)

Class:	IVD	Cat. No. / Format:	C-C002-01 /	0.1 ml conc.
Host:	Rabbit		C-C002-05 /	0.5 ml conc.
Dilution:	1:100 - 1:200		C-C002-10 /	1 ml conc.
Localization:	Membranous		P-C002-30 /	3 ml RTU
Control:	Tonsil		P-C002-70 /	7 ml RTU
			P-C002-150 /	15 ml RTU

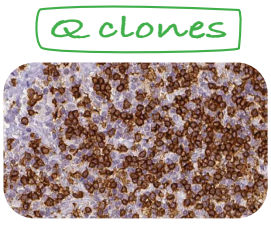

CD4 (Polyclonal)

Class:	IVD	Cat. No. / Format:	1-CD024-02 /	0.1 ml conc.
Host:	Rabbit		1-CD024-05 /	0.5 ml conc.
Dilution:	1:50 - 1:200		1-CD024-07 /	1 ml conc.
Localization:	Membranous		2-CD024-10 /	3 ml RTU
Control:	Tonsil		2-CD024-13 /	7 ml RTU
			2-CD024-16 /	15 ml RTU

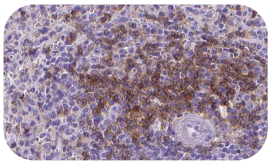

CD5 (Polyclonal)

Class:	IVD	Cat. No. / Format:	1-CD030-02 /	0.1 ml conc.
Host:	Rabbit		1-CD030-05 /	0.5 ml conc.
Dilution:	1:50 - 1:200		1-CD030-07 /	1 ml conc.
Localization:	Membranous		2-CD030-10 /	3 ml RTU
Control:	Tonsil, lymph node		2-CD030-13 /	7 ml RTU

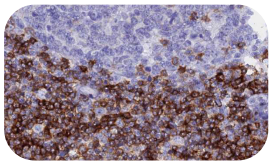

CD7 (CBC.37)

Class:	IVD	Cat. No. / Format:	1-CD431-02 /	0.1 ml conc.
Host:	Mouse		1-CD431-05 /	0.5 ml conc.
Dilution:	1:25 - 1:50		1-CD431-07 /	1 ml conc.
Localization:	Membranous		2-CD431-10 /	3 ml RTU
Control:	Tonsil, lymph node		2-CD431-13 /	7 ml RTU

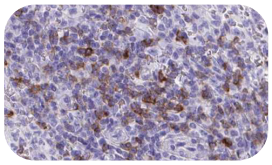

CD8 (C8/144B)

Class:	IVD	Cat. No. / Format:	1-CD039-02 /	0.1 ml conc.
Host:	Mouse		1-CD039-05 /	0.5 ml conc.
Dilution:	1:25 - 1:100		1-CD039-07 /	1 ml conc.
Localization:	Membranous		2-CD039-10 /	3 ml RTU
Control:	Tonsil, lymph node		2-CD039-13 /	7 ml RTU

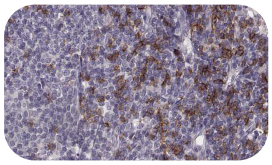

CD10 (56C6)

Class:	IVD	Cat. No. / Format:	1-CD052-02 /	0.1 ml conc.
Host:	Mouse		1-CD052-05 /	0.5 ml conc.
Dilution:	1:100 - 1:200		1-CD052-07 /	1 ml conc.
Localization:	Membranous, cytopl.		2-CD052-10 /	3 ml RTU
Control:	Tonsil, lymph node		2-CD052-13 /	7 ml RTU
			2-CD052-16 /	15 ml RTU

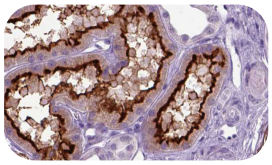

CD11b/Integrin alpha M (Polyclonal)

Class:	RUO	Cat. No. / Format:	1-CD061-02 /	0.1 ml conc.
Host:	Rabbit		1-CD061-05 /	0.5 ml conc.
Dilution:	1:50 - 1:200		1-CD061-07 /	1 ml conc.
Localization:	Membranous		2-CD061-10 /	3 ml RTU
Control:	Spleen		2-CD061-13 /	7 ml RTU

CD11c/Integrin alpha X (Polyclonal)

Class:	RUO	Cat. No. / Format:	1-CD063-02 /	0.1 ml conc.
Host:	Rabbit		1-CD063-05 /	0.5 ml conc.
Dilution:	1:50 - 1:200		1-CD063-07 /	1 ml conc.
Localization:	Membranous		2-CD063-10 /	3 ml RTU
Control:	Tonsil		2-CD063-13 /	7 ml RTU

CD13 (Polyclonal)

Class:	RUO	Cat. No. / Format:	1-CD065-02 /	0.1 ml conc.
Host:	Rabbit		1-CD065-05 /	0.5 ml conc.
Dilution:	1:50 - 1:200		1-CD065-07 /	1 ml conc.
Localization:	Membranous, cytopl.		2-CD065-10 /	3 ml RTU
Control:	Kidney, liver		2-CD065-13 /	7 ml RTU

CD14 (Polyclonal)

Class:	RUO	Cat. No. / Format:	1-CD068-02 /	0.1 ml conc.
Host:	Rabbit		1-CD068-05 /	0.5 ml conc.
Dilution:	1:50 - 1:200		1-CD068-07 /	1 ml conc.
Localization:	Membranous, cytopl.		2-CD068-10 /	3 ml RTU
Control:	Tonsil, diffuse large B-cell lymphoma		2-CD068-13 /	7 ml RTU

CD15 (MMA)

Class:	IVD	Cat. No. / Format:	1-CD069-02 /	0.1 ml conc.
Host:	Mouse		1-CD069-05 /	0.5 ml conc.
Dilution:	1:50 - 1:100		1-CD069-07 /	1 ml conc.
Localization:	Membranous, cytopl.		2-CD069-10 /	3 ml RTU
Control:	Hodgkin‘s lymphoma		2-CD069-13 /	7 ml RTU
			2-CD069-16 /	15 ml RTU

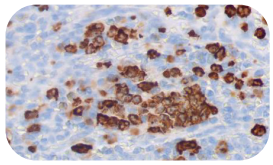

CD16 (Polyclonal)

Class:	RUO	Cat. No. / Format:	1-IM020-02 /	0.1 ml conc.
Host:	Rabbit		1-IM020-05 /	0.5 ml conc.
Dilution:	1:50 - 1:200		1-IM020-07 /	1 ml conc.
Localization:	Membranous		2-IM020-10 /	3 ml RTU
Control:	Tonsil		2-IM020-13 /	7 ml RTU

CD20 (L26)

Class:	IVD	Cat. No. / Format:	1-CD085-02 /	0.1 ml conc.
Host:	Mouse		1-CD085-05 /	0.5 ml conc.
Dilution:	1:50 - 1:200		1-CD085-07 /	1 ml conc.
Localization:	Membranous		2-CD085-10 /	3 ml RTU
Control:	Tonsil, lymph node		2-CD085-13 /	7 ml RTU
			2-CD085-16 /	15 ml RTU

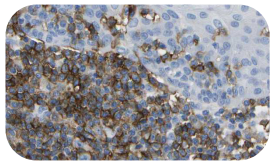

CD21 (Polyclonal)

Class:	RUO	Cat. No. / Format:	1-CD096-02 /	0.1 ml conc.
Host:	Rabbit		1-CD096-05 /	0.5 ml conc.
Dilution:	1:50 - 1:200		1-CD096-07 /	1 ml conc.
Localization:	Membranous		2-CD096-10 /	3 ml RTU
Control:	Tonsil, lymph node		2-CD096-13 /	7 ml RTU

CD23 (Polyclonal)

Class:	IVD	Cat. No. / Format:	1-CD103-02 /	0.1 ml conc.
Host:	Rabbit		1-CD103-05 /	0.5 ml conc.
Dilution:	1:50 - 1:200		1-CD103-07 /	1 ml conc.
Localization:	Membranous		2-CD103-10 /	3 ml RTU
Control:	Tonsil, lymph node		2-CD103-13 /	7 ml RTU

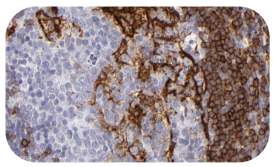

CD24 (SN3)

Class:	RUO	Cat. No. / Format:	1-CD107-02 /	0.1 ml conc.
Host:	Mouse		1-CD107-05 /	0.5 ml conc.
Dilution:	1:50 - 1:200		1-CD107-07 /	1 ml conc.
Localization:	Membranous		2-CD107-10 /	3 ml RTU
Control:	Tonsil		2-CD107-13 /	7 ml RTU

CD25 (Polyclonal)

Class:	IVD	Cat. No. / Format:	1-CD112-02 /	0.1 ml conc.
Host:	Rabbit		1-CD112-05 /	0.5 ml conc.
Dilution:	1:50 - 1:200		1-CD112-07 /	1 ml conc.
Localization:	Membranous		2-CD112-10 /	3 ml RTU
Control:	Tonsil		2-CD112-13 /	7 ml RTU

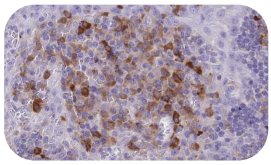

CD30 (Ber-H2)

Class:	IVD	Cat. No. / Format:	C-C004-01 /	0.1 ml conc.
Host:	Mouse		C-C004-05 /	0.5 ml conc.
Dilution:	1:100 - 1:200		C-C004-10 /	1 ml conc.
Localization:	Membranous		P-C004-30 /	3 ml RTU
Control:	ALCL, Hodgkin's		P-C004-70 /	7 ml RTU
	lymphoma		P-C004-150 /	15 ml RTU

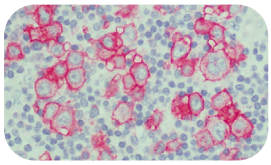

CD31/PECAM1 (JC70)

Class:	IVD	Cat. No. / Format:	1-CD126-02 /	0.1 ml conc.
Host:	Mouse		1-CD126-05 /	0.5 ml conc.
Dilution:	1:100 - 1:200		1-CD126-07 /	1 ml conc.
Localization:	Membranous, cytopl.		2-CD126-10 /	3 ml RTU
Control:	Tonsil		2-CD126-13 /	7 ml RTU
			2-CD126-16 /	15 ml RTU

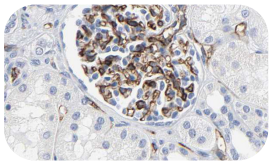

CD34 (QBEnd/10)

Class:	IVD	Cat. No. / Format:	1-CD141-02 /	0.1 ml conc.
Host:	Mouse		1-CD141-05 /	0.5 ml conc.
Dilution:	1:50 - 1:100		1-CD141-07 /	1 ml conc.
Localization:	Membranous, cytopl.		2-CD141-10 /	3 ml RTU
Control:	Tonsil, placenta		2-CD141-13 /	7 ml RTU
			2-CD141-16 /	15 ml RTU

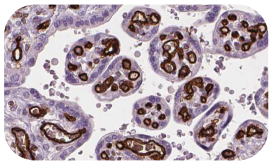

CD35 (Ber-MACDRC)

Class:	IVD	Cat. No. / Format:	C-C021-01 /	0.1 ml conc.
Host:	Mouse		C-C021-05 /	0.5 ml conc.
Dilution:	1:25 - 1:50		C-C021-10 /	1 ml conc.
Localization:	Membranous		P-C021-30 /	3 ml RTU
Control:	Tonsil, lymph node		P-C021-70 /	7 ml RTU

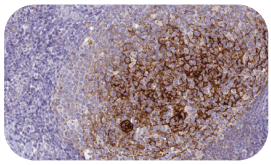

CD38 (Polyclonal)

Class:	RUO	Cat. No. / Format:	1-CD154-02 /	0.1 ml conc.
Host:	Rabbit		1-CD154-05 /	0.5 ml conc.
Dilution:	1:50 - 1:200		1-CD154-07 /	1 ml conc.
Localization:	Membranous		2-CD154-10 /	3 ml RTU
Control:	Tonsil, lymph node		2-CD154-13 /	7 ml RTU

CD41/Integrin alpha 2b (Polyclonal)

Class:	RUO	Cat. No. / Format:	1-CD158-02 /	0.1 ml conc.
Host:	Rabbit		1-CD158-05 /	0.5 ml conc.
Dilution:	1:50 - 1:200		1-CD158-07 /	1 ml conc.
Localization:	Membranous, cytopl.		2-CD158-10 /	3 ml RTU
Control:	Spleen		2-CD158-13 /	7 ml RTU

CD43 (MT1)

Class:	IVD	Cat. No. / Format:	1-CD160-02 /	0.1 ml conc.
Host:	Mouse		1-CD160-05 /	0.5 ml conc.
Dilution:	1:100 - 1:200		1-CD160-07 /	1 ml conc.
Localization:	Membranous		2-CD160-10 /	3 ml RTU
Control:	Tonsil, lymph node		2-CD160-13 /	7 ml RTU

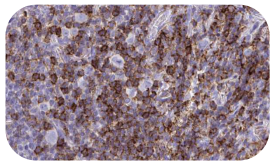

CD44 (DF1485)

Class:	IVD	Cat. No. / Format:	1-CD170-02 /	0.1 ml conc.
Host:	Mouse		1-CD170-05 /	0.5 ml conc.
Dilution:	1:50 - 1:100		1-CD170-07 /	1 ml conc.
Localization:	Membranous		2-CD170-10 /	3 ml RTU
Control:	Lymph node		2-CD170-13 /	7 ml RTU

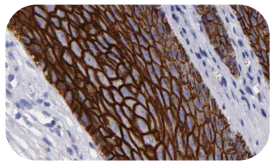

CD45/LCA (2B11 &PD7/26)

Class:	IVD	Cat. No. / Format:	1-CD178-02 /	0.1 ml conc.
Host:	Mouse		1-CD178-05 /	0.5 ml conc.
Dilution:	1:50 - 1:200		1-CD178-07 /	1 ml conc.
Localization:	Membranous		2-CD178-10 /	3 ml RTU
Control:	Tonsil, lymph node		2-CD178-13 /	7 ml RTU
			2-CD178-16 /	15 ml RTU

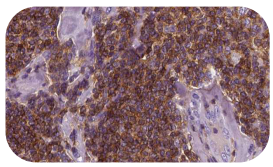

CD45RA (MB1)

Class:	IVD	Cat. No. / Format:	1-CD186-02 /	0.1 ml conc.
Host:	Mouse		1-CD186-05 /	0.5 ml conc.
Dilution:	1:25 - 1:100		1-CD186-07 /	1 ml conc.
Localization:	Membranous		2-CD186-10 /	3 ml RTU
Control:	Tonsil, lymph node		2-CD186-13 /	7 ml RTU

CD45RO (UCHL-1)

Class:	IVD	Cat. No. / Format:	1-CD191-02 /	0.1 ml conc.
Host:	Mouse		1-CD191-05 /	0.5 ml conc.
Dilution:	1:50 - 1:200		1-CD191-07 /	1 ml conc.
Localization:	Membranous		2-CD191-10 /	3 ml RTU
Control:	Tonsil, lymph node		2-CD191-13 /	7 ml RTU

CD48 (Polyclonal)

Class:	RUO	Cat. No. / Format:	1-CD200-02 /	0.1 ml conc.
Host:	Rabbit		1-CD200-05 /	0.5 ml conc.
Dilution:	1:50 - 1:200		1-CD200-07 /	1 ml conc.
Localization:	Membranous		2-CD200-10 /	3 ml RTU
Control:	Tonsil, lymph node		2-CD200-13 /	7 ml RTU

CD54/ICAM1 (W-CAM-1)

Class:	RUO	Cat. No. / Format:	1-CD216-02 /	0.1 ml conc.
Host:	Mouse		1-CD216-05 /	0.5 ml conc.
Dilution:	1:50 - 1:100		1-CD216-07 /	1 ml conc.
Localization:	Membranous		2-CD216-10 /	3 ml RTU
Control:	Tonsil		2-CD216-13 /	7 ml RTU

CD56 (123C3.D5)

Class:	IVD	Cat. No. / Format:	1-CD229-02 /	0.1 ml conc.
Host:	Mouse		1-CD229-05 /	0.5 ml conc.
Dilution:	1:100 - 1:200		1-CD229-07 /	1 ml conc.
Localization:	Membranous, cytopl.		2-CD229-10 /	3 ml RTU
Control:	Tonsil		2-CD229-13 /	7 ml RTU
			2-CD229-16 /	15 ml RTU

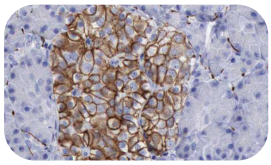

CD57 (NK-1)

Class:	IVD	Cat. No. / Format:	1-CD232-02 /	0.1 ml conc.
Host:	Mouse		1-CD232-05 /	0.5 ml conc.
Dilution:	1:100 - 1:200		1-CD232-07 /	1 ml conc.
Localization:	Membranous		2-CD232-10 /	3 ml RTU
Control:	Tonsil, lymph node		2-CD232-13 /	7 ml RTU

CD61/Integrin beta 3 (2f2)

Class:	IVD	Cat. No. / Format:	1-CD239-02 /	0.1 ml conc.
Host:	Mouse		1-CD239-05 /	0.5 ml conc.
Dilution:	1:25 - 1:100		1-CD239-07 /	1 ml conc.
Localization:	Cytoplasmic		2-CD239-10 /	3 ml RTU
Control:	Bone marrow		2-CD239-13 /	7 ml RTU

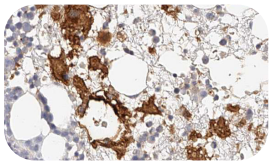

CD63 (NKI/C3)

Class:	IVD	Cat. No. / Format:	1-CD241-02 /	0.1 ml conc.
Host:	Mouse		1-CD241-05 /	0.5 ml conc.
Dilution:	1:50 - 1:100		1-CD241-07 /	1 ml conc.
Localization:	Membranous, cytopl.		2-CD241-10 /	3 ml RTU
Control:	Malignant melanoma		2-CD241-13 /	7 ml RTU

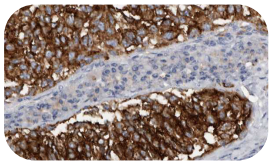

CD68 (Kp-1)

Class:	IVD	Cat. No. / Format:	1-CD246-02 /	0.1 ml conc.
Host:	Mouse		1-CD246-05 /	0.5 ml conc.
Dilution:	1:100 - 1:200		1-CD246-07 /	1 ml conc.
Localization:	Membranous		2-CD246-10 /	3 ml RTU
Control:	Tonsil, lymph node		2-CD246-13 /	7 ml RTU

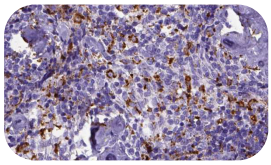

CD74 (LN2)

Class:	IVD	Cat. No. / Format:	1-CD256-02 /	0.1 ml conc.
Host:	Mouse		1-CD256-05 /	0.5 ml conc.
Dilution:	1:50 - 1:100		1-CD256-07 /	1 ml conc.
Localization:	Membranous, cytopl.		2-CD256-10 /	3 ml RTU
Control:	Tonsil, lymph node		2-CD256-13 /	7 ml RTU

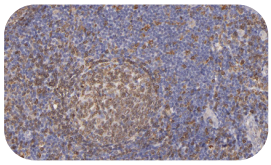

CD75/Sialyltransferase 1 (LN1)

Class:	RUO	Cat. No. / Format:	1-CD258-02 /	0.1 ml conc.
Host:	Mouse		1-CD258-05 /	0.5 ml conc.
Dilution:	1:100 - 1:200		1-CD258-07 /	1 ml conc.
Localization:	Membranous, cytopl.		2-CD258-10 /	3 ml RTU
Control:	Spleen, kidney		2-CD258-13 /	7 ml RTU

CD79a (JCB117)

Class:	IVD	Cat. No. / Format:	1-CD261-02 /	0.1 ml conc.
Host:	Mouse		1-CD261-05 /	0.5 ml conc.
Dilution:	1:100 - 1:200		1-CD261-07 /	1 ml conc.
Localization:	Membranous		2-CD261-10 /	3 ml RTU
Control:	Tonsil, lymph node		2-CD261-13 /	7 ml RTU
			2-CD261-16 /	15 ml RTU

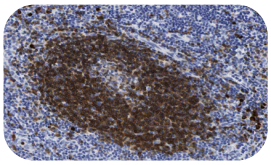

CD81 (1.3.3.22)

Class:	RUO	Cat. No. / Format:	1-CD266-02 /	0.1 ml conc.
Host:	Mouse		1-CD266-05 /	0.5 ml conc.
Dilution:	1:50 - 1:100		1-CD266-07 /	1 ml conc.
Localization:	Membranous		2-CD266-10 /	3 ml RTU
Control:	Tonsil, lymph node		2-CD266-13 /	7 ml RTU

CD82/KAI1 (Polyclonal)

Class:	RUO	Cat. No. / Format:	1-CD267-02 /	0.1 ml conc.
Host:	Rabbit		1-CD267-05 /	0.5 ml conc.
Dilution:	1:50 - 1:200		1-CD267-07 /	1 ml conc.
Localization:	Membranous, cytopl.		2-CD267-10 /	3 ml RTU
Control:	Spleen, myeloid leukemia		2-CD267-13 /	7 ml RTU

CD90/Thy1 (Polyclonal)

Class:	RUO	Cat. No. / Format:	1-CD279-02 /	0.1 ml conc.
Host:	Rabbit		1-CD279-05 /	0.5 ml conc.
Dilution:	1:50 - 1:200		1-CD279-07 /	1 ml conc.
Localization:	Membranous		2-CD279-10 /	3 ml RTU
Control:	Glioma, brain		2-CD279-13 /	7 ml RTU

CD95 (Polyclonal)

Class:	RUO	Cat. No. / Format:	1-CD285-02 /	0.1 ml conc.
Host:	Rabbit		1-CD285-05 /	0.5 ml conc.
Dilution:	1:50 - 1:200		1-CD285-07 /	1 ml conc.
Localization:	Membranous		2-CD285-10 /	3 ml RTU
Control:	Lymphocytes		2-CD285-13 /	7 ml RTU

CD99 (Polyclonal)

Class:	IVD	Cat. No. / Format:	1-CD293-02 /	0.1 ml conc.
Host:	Rabbit		1-CD293-05 /	0.5 ml conc.
Dilution:	1:50 - 1:200		1-CD293-07 /	1 ml conc.
Localization:	Membranous		2-CD293-10 /	3 ml RTU
Control:	Ependyma, Ewing's Sarcoma, pancreas		2-CD293-13 /	7 ml RTU

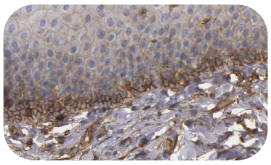

CD103/Integrin alpha E (Polyclonal)

Class:	IVD	Cat. No. / Format:	1-CD297-02 /	0.1 ml conc.
Host:	Rabbit		1-CD297-05 /	0.5 ml conc.
Dilution:	1:50 - 1:200		1-CD297-07 /	1 ml conc.
Localization:	Membranous		2-CD297-10 /	3 ml RTU
Control:	Colon		2-CD297-13 /	7 ml RTU

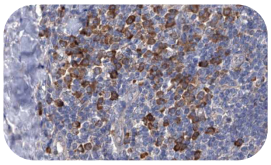

CD105 (Polyclonal)

Class:	RUO	Cat. No. / Format:	1-CD300-02 /	0.1 ml conc.
Host:	Rabbit		1-CD300-05 /	0.5 ml conc.
Dilution:	1:50 - 1:200		1-CD300-07 /	1 ml conc.
Localization:	Cytoplasmic		2-CD300-10 /	3 ml RTU
Control:	Normal vascular tissue		2-CD300-13 /	7 ml RTU

CD117 (QR012)

Q clones

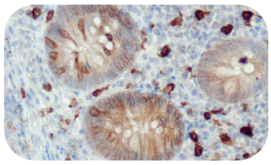

Class:	IVD	Cat. No. / Format:	C-C003-01 /	0.1 ml conc.
Host:	Rabbit		C-C003-05 /	0.5 ml conc.
Dilution:	1:100 - 1:200		C-C003-10 /	1 ml conc.
Localization:	Membranous, cytopl.		P-C003-30 /	3 ml RTU
Control:	Breast, GIST, skin, testes		P-C003-70 /	7 ml RTU
			P-C003-150 /	15 ml RTU

CD138/Syndecan-1 (B-A38)

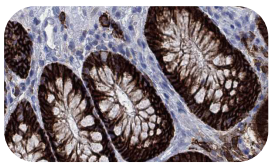

Class:	IVD	Cat. No. / Format:	1-CD330-02 /	0.1 ml conc.
Host:	Mouse		1-CD330-05 /	0.5 ml conc.
Dilution:	1:100 - 1:200		1-CD330-07 /	1 ml conc.
Localization:	Membranous		2-CD330-10 /	3 ml RTU
Control:	Plasmacytoma, tonsil		2-CD330-13 /	7 ml RTU
			2-CD330-16 /	15 ml RTU

CD141/Thrombomodulin (Polyclonal)

Class:	RUO	Cat. No. / Format:	1-CD332-02 /	0.1 ml conc.
Host:	Rabbit		1-CD332-05 /	0.5 ml conc.
Dilution:	1:50 - 1:200		1-CD332-07 /	1 ml conc.
Localization:	Membranous, cytopl.		2-CD332-10 /	3 ml RTU
Control:	Vascular tissue, angiosarcoma		2-CD332-13 /	7 ml RTU

CD146/MUC18 (Polyclonal)

Class:	RUO	Cat. No. / Format:	1-CD335-02 /	0.1 ml conc.
Host:	Rabbit		1-CD335-05 /	0.5 ml conc.
Dilution:	1:50 - 1:200		1-CD335-07 /	1 ml conc.
Localization:	Membranous		2-CD335-10 /	3 ml RTU
Control:	Melanoma tissue		2-CD335-13 /	7 ml RTU

CD163 (Polyclonal)

Class:	RUO	Cat. No. / Format:	1-CD353-02 /	0.1 ml conc.
Host:	Rabbit		1-CD353-05 /	0.5 ml conc.
Dilution:	1:50 - 1:200		1-CD353-07 /	1 ml conc.
Localization:	Membranous, cytopl.		2-CD353-10 /	3 ml RTU
Control:	Spleen		2-CD353-13 /	7 ml RTU

CD171/L1CAM (Polyclonal)

Class:	RUO	Cat. No. / Format:	1-CD361-02 /	0.1 ml conc.
Host:	Rabbit		1-CD361-05 /	0.5 ml conc.
Dilution:	1:50 - 1:200		1-CD361-07 /	1 ml conc.
Localization:	Membranous		2-CD361-10 /	3 ml RTU
Control:	Kidney, spleen, cerebellum		2-CD361-13 /	7 ml RTU

CD223/LAG3 (Polyclonal)

Class:	RUO	Cat. No. / Format:	1-CD388-02 /	0.1 ml conc.
Host:	Rabbit		1-CD388-05 /	0.5 ml conc.
Dilution:	1:50 - 1:200		1-CD388-07 /	1 ml conc.
Localization:	Membranous, cytopl.		2-CD388-10 /	3 ml RTU
Control:	Tonsil		2-CD388-13 /	7 ml RTU

CD248/TEM1 (Polyclonal)

Class:	RUO	Cat. No. / Format:	1-CD396-02 /	0.1 ml conc.
Host:	Rabbit		1-CD396-05 /	0.5 ml conc.
Dilution:	1:50 - 1:200		1-CD396-07 /	1 ml conc.
Localization:	Membranous, cytopl.		2-CD396-10 /	3 ml RTU
Control:	Placenta, pericytoma		2-CD396-13 /	7 ml RTU

Cellular retinoic acid binding protein 2/CRABP2 (Polyclonal)

Class:	RUO	Cat. No. / Format:	1-CE052-02 /	0.1 ml conc.
Host:	Rabbit		1-CE052-05 /	0.5 ml conc.
Dilution:	1:50 - 1:200		1-CE052-07 /	1 ml conc.
Localization:	Nuclear, cytoplasmic		2-CE052-10 /	3 ml RTU
Control:	Breast, gastric carcinoma		2-CE052-13 /	7 ml RTU

Chromogranin A (LK2H10)

Class:	IVD	Cat. No. / Format:	1-CH128-02 /	0.1 ml conc.
Host:	Mouse		1-CH128-05 /	0.5 ml conc.
Dilution:	1:100 - 1:500		1-CH128-07 /	1 ml conc.
Localization:	Cytoplasmic		2-CH128-10 /	3 ml RTU
Control:	Pancreas		2-CH128-13 /	7 ml RTU
			2-CH128-16 /	15 ml RTU

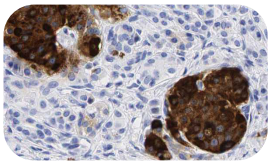

Claudin 1 (Polyclonal)

Class:	RUO	Cat. No. / Format:	1-CL013-02 /	0.1 ml conc.
Host:	Rabbit		1-CL013-05 /	0.5 ml conc.
Dilution:	1:50 - 1:200		1-CL013-07 /	1 ml conc.
Localization:	Membranous, cytopl.		2-CL013-10 /	3 ml RTU
Control:	Tonsil, lung carcinoma		2-CL013-13 /	7 ml RTU

Claudin 5 (Polyclonal)

Class:	RUO	Cat. No. / Format:	1-CL017-02 /	0.1 ml conc.
Host:	Rabbit		1-CL017-05 /	0.5 ml conc.
Dilution:	1:50 - 1:200		1-CL017-07 /	1 ml conc.
Localization:	Membranous		2-CL017-10 /	3 ml RTU
Control:	Vascular tissue		2-CL017-13 /	7 ml RTU

Claudin 7 (Polyclonal)

Class:	RUO	Cat. No. / Format:	1-CL034-02 /	0.1 ml conc.
Host:	Rabbit		1-CL034-05 /	0.5 ml conc.
Dilution:	1:50 - 1:200		1-CL034-07 /	1 ml conc.
Localization:	Membranous		2-CL034-10 /	3 ml RTU
Control:	Kidney, renal cell carcinoma		2-CL034-13 /	7 ml RTU

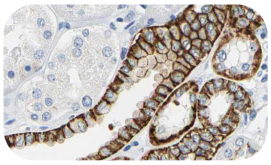

Coagulation factor XIIIa (Polyclonal)

Class:	IVD	Cat. No. / Format:	1-CO010-02 /	0.1 ml conc.
Host:	Rabbit		1-CO010-05 /	0.5 ml conc.
Dilution:	1:50 - 1:200		1-CO010-07 /	1 ml conc.
Localization:	Cytoplasmic		2-CO010-10 /	3 ml RTU
Control:	Spleen, fibrous histiocytoma		2-CO010-13 /	7 ml RTU

Collagen type I/COL1A1 (Polyclonal)

Class:	RUO	Cat. No. / Format:	1-CO068-02 /	0.1 ml conc.
Host:	Rabbit		1-CO068-05 /	0.5 ml conc.
Dilution:	1:50 - 1:200		1-CO068-07 /	1 ml conc.
Localization:	Cytoplasmic		2-CO068-10 /	3 ml RTU
Control:	Skin, breast carcinoma		2-CO068-13 /	7 ml RTU

Collagen type IV (CIV22)

Class:	IVD	Cat. No. / Format:	1-CO085-02 /	0.1 ml conc.
Host:	Mouse		1-CO085-05 /	0.5 ml conc.
Dilution:	1:50 - 1:200		1-CO085-07 /	1 ml conc.
Localization:	Secreted		2-CO085-10 /	3 ml RTU
Control:	Lung, muscle		2-CO085-13 /	7 ml RTU

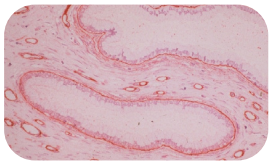

Collagen type X (X53)

Class:	RUO	Cat. No. / Format:	1-CO097-02 /	0.1 ml conc.
Host:	Mouse		1-CO097-05 /	0.5 ml conc.
Dilution:	1:10		2-CO097-10 /	3 ml RTU
Localization:	Secreted		2-CO097-13 /	7 ml RTU
Control:	Osteochondroma			

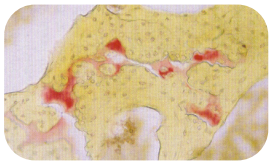

Collagen type X with BSA (X53)

Class:	RUO	Cat. No. / Format:	1-CO098-02 /	0.1 ml conc.
Host:	Mouse		1-CO098-05 /	0.5 ml conc.
Dilution:	1:10		2-CO098-10 /	3 ml RTU
Localization:	Secreted		2-CO098-13 /	7 ml RTU
Control:	Osteochondroma			

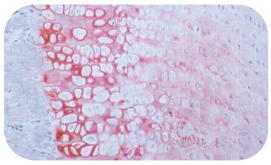

Cyclin A2 (Polyclonal)

Class:	RUO	Cat. No. / Format:	1-CY012-02 /	0.1 ml conc.
Host:	Rabbit		1-CY012-05 /	0.5 ml conc.
Dilution:	1:50 - 1:200		1-CY012-07 /	1 ml conc.
Localization:	Nuclear		2-CY012-10 /	3 ml RTU
Control:	Colon, breast carcinoma		2-CY012-13 /	7 ml RTU

Cyclin D1 (QR022)

Class:	IVD	Cat. No. / Format:	C-C007-01 /	0.1 ml conc.
Host:	Rabbit		C-C007-05 /	0.5 ml conc.
Dilution:	1:100 - 1:200		C-C007-10 /	1 ml conc.
Localization:	Nuclear		P-C007-30 /	3 ml RTU
Control:	Breast carcinomas, mantle cell lymphoma		P-C007-70 /	7 ml RTU

Q clones

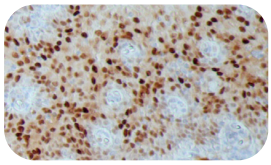

Cyclin dependent kinase 4/Cdk4 (Polyclonal)

Class:	IVD	Cat. No. / Format:	1-CY039-02 /	0.1 ml conc.
Host:	Rabbit		1-CY039-05 /	0.5 ml conc.
Dilution:	1:50 - 1:200		1-CY039-07 /	1 ml conc.
Localization:	Cytoplasmic, nuclear		2-CY039-10 /	3 ml RTU
Control:	Colon, breast carcinoma		2-CY039-13 /	7 ml RTU

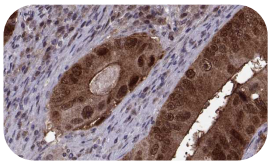

Cyclin dependent kinase Cdc2/p34 (POH-1)

Class:	RUO	Cat. No. / Format:	1-CY050-02 /	0.1 ml conc.
Host:	Mouse		1-CY050-05 /	0.5 ml conc.
Dilution:	1:50 - 1:100		1-CY050-07 /	1 ml conc.
Localization:	Nuclear		2-CY050-10 /	3 ml RTU
Control:	Colon carcinoma		2-CY050-13 /	7 ml RTU

Cyclin dependent kinase inhibitor 1B/p27kip1 (Polyclonal)

Class:	IVD	Cat. No. / Format:	1-CY052-02 /	0.1 ml conc.
Host:	Rabbit		1-CY052-05 /	0.5 ml conc.
Dilution:	1:50 - 1:200		1-CY052-07 /	1 ml conc.
Localization:	Nuclear		2-CY052-10 /	3 ml RTU
Control:	Tonsil		2-CY052-13 /	7 ml RTU

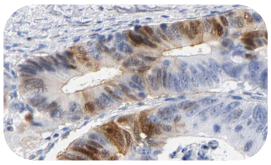

Cyclin E1 (Polyclonal)

Class:	RUO	Cat. No. / Format:	1-CY022-02 /	0.1 ml conc.
Host:	Rabbit		1-CY022-05 /	0.5 ml conc.
Dilution:	1:50 - 1:200		1-CY022-07 /	1 ml conc.
Localization:	Nuclear		2-CY022-10 /	3 ml RTU
Control:	Placenta, breast cancer		2-CY022-13 /	7 ml RTU

Cyclooxygenase 2/COX2 (Polyclonal)

Class:	IVD	Cat. No. / Format:	1-CY070-02 /	0.1 ml conc.
Host:	Rabbit		1-CY070-05 /	0.5 ml conc.
Dilution:	1:50 - 1:200		1-CY070-07 /	1 ml conc.
Localization:	Cytoplasmic		2-CY070-10 /	3 ml RTU
Control:	Colon carcinomas		2-CY070-13 /	7 ml RTU

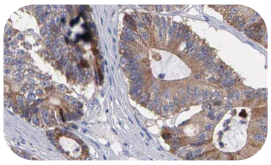

Cytokeratin 4 (Polyclonal)

Class:	RUO	Cat. No. / Format:	1-CY152-02 /	0.1 ml conc.
Host:	Rabbit		1-CY152-05 /	0.5 ml conc.
Dilution:	1:50 - 1:200		1-CY152-07 /	1 ml conc.
Localization:	Cytoplasmic		2-CY152-10 /	3 ml RTU
Control:	Cervical carcinoma		2-CY152-13 /	7 ml RTU

Cytokeratin 5 (QR027)

Class:	IVD	Cat. No. / Format:	C-C008-01 /	0.1 ml conc.
Host:	Rabbit		C-C008-05 /	0.5 ml conc.
Dilution:	1:100 - 1:200		C-C008-10 /	1 ml conc.
Localization:	Cytoplasmic		P-C008-30 /	3 ml RTU
Control:	Skin, mesothelioma		P-C008-70 /	7 ml RTU

Q clones

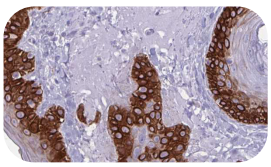

Cytokeratin 6 (QR028)

Q clones

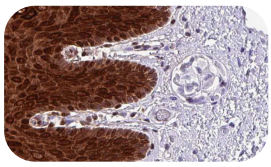

Class:	IVD	Cat. No. / Format:	C-C009-01 /	0.1 ml conc.
Host:	Rabbit		C-C009-05 /	0.5 ml conc.
Dilution:	1:100 - 1:200		C-C009-10 /	1 ml conc.
Localization:	Membranous, cytopl.		P-C009-30 /	3 ml RTU
Control:	Skin, squamous cell carcinoma		P-C009-70 /	7 ml RTU

Cytokeratin 5/6 (QR027 & QR028)

Q clones

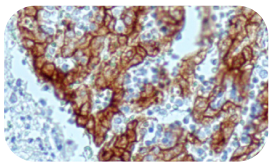

Class:	IVD	Cat. No. / Format:	C-C017-01 /	0.1 ml conc.
Host:	Rabbit		C-C017-05 /	0.5 ml conc.
Dilution:	1:100 - 1:200		C-C017-10 /	1 ml conc.
Localization:	Cytoplasmic		P-C017-30 /	3 ml RTU
Control:	Mesothelioma, prostate		P-C017-70 /	7 ml RTU
			P-C017-150 /	15 ml RTU

Cytokeratin 7 (OV-TL 12/30)

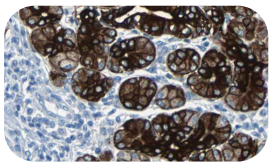

Class:	IVD	Cat. No. / Format:	1-CY163-02 /	0.1 ml conc.
Host:	Mouse		1-CY163-05 /	0.5 ml conc.
Dilution:	1:50 - 1:200		1-CY163-07 /	1 ml conc.
Localization:	Cytoplasmic		2-CY163-10 /	3 ml RTU
Control:	Lung adenocarcino-ma, salivary gland		2-CY163-13 /	7 ml RTU
			2-CY163-16 /	15 ml RTU

Cytokeratin 8 (TS1)

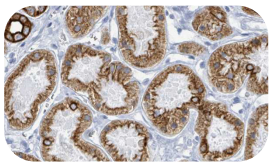

Class:	IVD	Cat. No. / Format:	1-CY174-02 /	0.1 ml conc.
Host:	Mouse		1-CY174-05 /	0.5 ml conc.
Dilution:	1:100 - 1:200		1-CY174-07 /	1 ml conc.
Localization:	Cytoplasmic		2-CY174-10 /	3 ml RTU
Control:	Prostate, liver, lung		2-CY174-13 /	7 ml RTU

Cytokeratin 8/18 (TS1/DC10)

Class:	IVD	Cat. No. / Format:	1-CY247-02 /	0.1 ml conc.
Host:	Mouse		1-CY247-05 /	0.5 ml conc.
Dilution:	1:50 - 1:200		1-CY247-07 /	1 ml conc.
Localization:	Cytoplasmic		2-CY247-10 /	3 ml RTU
Control:	Pancreas, prostate, salivary gland		2-CY247-13 /	7 ml RTU
			2-CY247-16 /	15 ml RTU

Cytokeratin 10 (Polyclonal)

Class:	RUO	Cat. No. / Format:	1-CY176-02 /	0.1 ml conc.
Host:	Rabbit		1-CY176-05 /	0.5 ml conc.
Dilution:	1:50 - 1:200		1-CY176-07 /	1 ml conc.
Localization:	Cytoplasmic		2-CY176-10 /	3 ml RTU
Control:	Skin		2-CY176-13 /	7 ml RTU

Cytokeratin 10/13 (DE-K13)

Class:	RUO	Cat. No. / Format:	1-CY178-02 /	0.1 ml conc.
Host:	Mouse		1-CY178-05 /	0.5 ml conc.
Dilution:	1:50 - 1:100		1-CY178-07 /	1 ml conc.
Localization:	Cytoplasmic		2-CY178-10 /	3 ml RTU
Control:	Tonsil		2-CY178-13 /	7 ml RTU

Cytokeratin 13 (Polyclonal)

Class:	RUO	Cat. No. / Format:	1-CY180-02 /	0.1 ml conc.
Host:	Rabbit		1-CY180-05 /	0.5 ml conc.
Dilution:	1:50 - 1:200		1-CY180-07 /	1 ml conc.
Localization:	Cytoplasmic		2-CY180-10 /	3 ml RTU
Control:	Esophagus		2-CY180-13 /	7 ml RTU

Cytokeratin 14 (LL002)

Class:	IVD	Cat. No. / Format:	1-CY181-02 /	0.1 ml conc.
Host:	Mouse		1-CY181-05 /	0.5 ml conc.
Dilution:	1:50 - 1:200		1-CY181-07 /	1 ml conc.
Localization:	Cytoplasmic		2-CY181-10 /	3 ml RTU
Control:	Squamous carcinoma, squamous mucosa		2-CY181-13 /	7 ml RTU

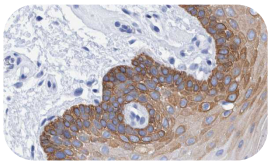

Cytokeratin 15 (Polyclonal)

Class:	RUO	Cat. No. / Format:	1-CY185-02 /	0.1 ml conc.
Host:	Rabbit		1-CY185-05 /	0.5 ml conc.
Dilution:	1:50 - 1:200		1-CY185-07 /	1 ml conc.
Localization:	Cytoplasmic		2-CY185-10 /	3 ml RTU
Control:	Skin, skin cancer		2-CY185-13 /	7 ml RTU

Cytokeratin 16 (Polyclonal)

Class:	RUO	Cat. No. / Format:	1-CY187-02 /	0.1 ml conc.
Host:	Rabbit		1-CY187-05 /	0.5 ml conc.
Dilution:	1:50 - 1:200		1-CY187-07 /	1 ml conc.
Localization:	Cytoplasmic		2-CY187-10 /	3 ml RTU
Control:	Skin, squamous cell carcinoma		2-CY187-13 /	7 ml RTU

Cytokeratin 17 (Polyclonal)

Class:	RUO	Cat. No. / Format:	1-CY190-02 /	0.1 ml conc.
Host:	Rabbit		1-CY190-05 /	0.5 ml conc.
Dilution:	1:50 - 1:200		1-CY190-07 /	1 ml conc.
Localization:	Cytoplasmic		2-CY190-10 /	3 ml RTU
Control:	Cervical immature metaplasia, breast		2-CY190-13 /	7 ml RTU

Cytokeratin 18 (DC10)

Class:	IVD	Cat. No. / Format:	1-CY196-02 /	0.1 ml conc.
Host:	Mouse		1-CY196-05 /	0.5 ml conc.
Dilution:	1:100 - 1:200		1-CY196-07 /	1 ml conc.
Localization:	Cytoplasmic		2-CY196-10 /	3 ml RTU
Control:	Colon carcinoma, epithelial tissue (skin)		2-CY196-13 /	7 ml RTU

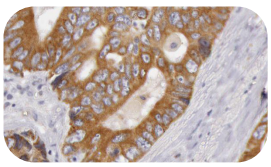

Cytokeratin 19 (A53-B/A2.26)

Class:	IVD	Cat. No. / Format:	1-CY199-02 /	0.1 ml conc.
Host:	Mouse		1-CY199-05 /	0.5 ml conc.
Dilution:	1:100 - 1:500		1-CY199-07 /	1 ml conc.
Localization:	Cytoplasmic		2-CY199-10 /	3 ml RTU
Control:	Colon carcinoma, epithelial tissue (skin)		2-CY199-13 /	7 ml RTU

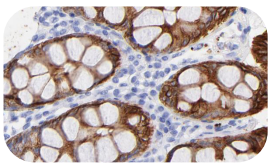

Cytokeratin 20 (Ks20.8)

Class:	IVD	Cat. No. / Format:	C-C005-01 /	0.1 ml conc.
Host:	Mouse		C-C005-05 /	0.5 ml conc.
Dilution:	1:100 - 1:200		C-C005-10 /	1 ml conc.
Localization:	Cytoplasmic		P-C005-30 /	3 ml RTU
Control:	Bladder, colon carcinoma, colon mucosa		P-C005-70 /	7 ml RTU
			P-C005-150 /	15 ml RTU

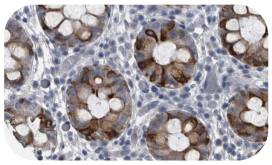

Cytokeratin HMW (34betaE12)

Class:	IVD	Cat. No. / Format:	1-CY204-02 /	0.1 ml conc.
Host:	Mouse		1-CY204-05 /	0.5 ml conc.
Dilution:	1:50 - 1:100		1-CY204-07 /	1 ml conc.
Localization:	Cytoplasmic		2-CY204-10 /	3 ml RTU
Control:	Prostate		2-CY204-13 /	7 ml RTU
			2-CY204-16 /	15 ml RTU

Cytokeratin LMW (AE1)

Class:	IVD	Cat. No. / Format:	1-CY209-02 /	0.1 ml conc.
Host:	Mouse		1-CY209-05 /	0.5 ml conc.
Dilution:	1:50 - 1:200		1-CY209-07 /	1 ml conc.
Localization:	Cytoplasmic		2-CY209-10 /	3 ml RTU
Control:	Prostate, salivary gland		2-CY209-13 /	7 ml RTU

Cytokeratin pan (AE1/AE3)

Class:	IVD	Cat. No. / Format:	1-CY207-02 /	0.1 ml conc.
Host:	Mouse		1-CY207-05 /	0.5 ml conc.
Dilution:	1:50 - 1:200		1-CY207-07 /	1 ml conc.
Localization:	Cytoplasmic		2-CY207-10 /	3 ml RTU
Control:	Colon, prostate, salivary gland, skin		2-CY207-13 /	7 ml RTU
			2-CY207-16 /	15 ml RTU

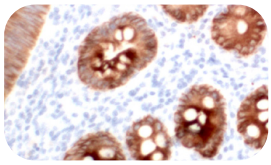

Cytokeratin pan (MNF-116)

Class:	IVD	Cat. No. / Format:	1-CY245-02 /	0.1 ml conc.
Host:	Mouse		1-CY245-05 /	0.5 ml conc.
Dilution:	1:50		1-CY245-07 /	1 ml conc.
Localization:	Cytoplasmic		2-CY245-10 /	3 ml RTU
Control:	Skin		2-CY245-13 /	7 ml RTU

Cytomegalovirus (8B1.2/1G5.2/2D4.2)

Class:	RUO	Cat. No. / Format:	1-CY216-02 /	0.1 ml conc.
Host:	Mouse		1-CY216-05 /	0.5 ml conc.
Dilution:	1:50 - 1:200		1-CY216-07 /	1 ml conc.
Localization:	Cytoplasmic, nuclear		2-CY216-10 /	3 ml RTU
Control:	CMV Infected tissue		2-CY216-13 /	7 ml RTU

Desmin (D33)

Class:	IVD	Cat. No. / Format:	1-DE074-02 /	0.1 ml conc.
Host:	Mouse		1-DE074-05 /	0.5 ml conc.
Dilution:	1:50 - 1:200		1-DE074-07 /	1 ml conc.
Localization:	Cytoplasmic		2-DE074-10 /	3 ml RTU
Control:	Skeletal muscle		2-DE074-13 /	7 ml RTU
			2-DE074-16 /	15 ml RTU

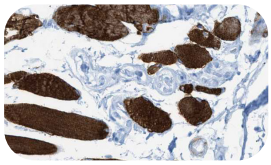

Desmoglein 3/DSG3 (Polyclonal)

Class:	RUO	Cat. No. / Format:	1-DE082-02 /	0.1 ml conc.
Host:	Rabbit		1-DE082-05 /	0.5 ml conc.
Dilution:	1:50 - 1:200		1-DE082-07 /	1 ml conc.
Localization:	Membranous		2-DE082-10 /	3 ml RTU
Control:	Skin, cervical squamous cell carcinoma		2-DE082-13 /	7 ml RTU

DNA methyltransferase 1/Dnmt1 (Polyclonal)

Class:	RUO	Cat. No. / Format:	1-DN013-02 /	0.1 ml conc.
Host:	Rabbit		1-DN013-05 /	0.5 ml conc.
Dilution:	1:50 - 1:200		1-DN013-07 /	1 ml conc.
Localization:	Nuclear, cytoplasmic		2-DN013-10 /	3 ml RTU
Control:	Tonsil, hepatocellular carcinoma		2-DN013-13 /	7 ml RTU

DNA repair protein RAD 51/RAD51 (Polyclonal)

Class:	RUO	Cat. No. / Format:	1-DN022-02 /	0.1 ml conc.
Host:	Rabbit		1-DN022-05 /	0.5 ml conc.
Dilution:	1:50 - 1:200		1-DN022-07 /	1 ml conc.
Localization:	Nuclear, cytoplasmic		2-DN022-10 /	3 ml RTU
Control:	Breast carcinoma		2-DN022-13 /	7 ml RTU

E-Cadherin (Polyclonal)

Class:	IVD	Cat. No. / Format:	1-CA003-02 /	0.1 ml conc.
Host:	Rabbit		1-CA003-05 /	0.5 ml conc.
Dilution:	1:50 - 1:200		1-CA003-07 /	1 ml conc.
Localization:	Membranous		2-CA003-10 /	3 ml RTU
Control:	Colon, colon cancer		2-CA003-13 /	7 ml RTU
			2-CA003-16 /	15 ml RTU

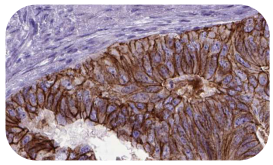

EpCAM (Ber-EP4)

Class:	IVD	Cat. No. / Format:	C-E002-01 /	0.1 ml conc.
Host:	Mouse		C-E002-05 /	0.5 ml conc.
Dilution:	1:50 - 1:200		C-E002-10 /	1 ml conc.
Localization:	Cytoplasmic		P-E002-30 /	3 ml RTU
Control:	Columnar epithelium, adenocarcinoma		P-E002-70 /	7 ml RTU
			P-E002-150 /	15 ml RTU

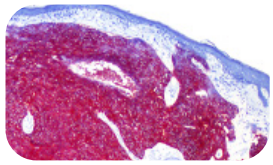

Epidermal growth factor receptor/EGFR/ErbB1 (Polyclonal)

Class:	IVD	Cat. No. / Format:	1-EP040-02 /	0.1 ml conc.
Host:	Rabbit		1-EP040-05 /	0.5 ml conc.
Dilution:	1:50 - 1:200		1-EP040-07 /	1 ml conc.
Localization:	Membranous, cytopl.		2-EP040-10 /	3 ml RTU
Control:	Lymph node metastasis, tonsil		2-EP040-13 /	7 ml RTU

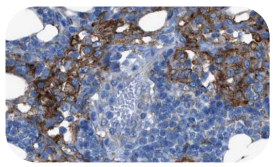

Epididymal secretory protein E4/HE4 (Polyclonal)

Class:	RUO	Cat. No. / Format:	1-EP049-02 /	0.1 ml conc.
Host:	Rabbit		1-EP049-05 /	0.5 ml conc.
Dilution:	1:50 - 1:200		1-EP049-07 /	1 ml conc.
Localization:	Cytoplasmic		2-EP049-10 /	3 ml RTU
Control:	Lung, ovarian carcinoma		2-EP049-13 /	7 ml RTU

Epithelial membrane antigen/EMA (E29)

Class:	IVD	Cat. No. / Format:	1-EP052-02 /	0.1 ml conc.
Host:	Mouse		1-EP052-05 /	0.5 ml conc.
Dilution:	1:50 - 1:200		1-EP052-07 /	1 ml conc.
Localization:	Membranous, cytopl.		2-EP052-10 /	3 ml RTU
Control:	Breast, skin		2-EP052-13 /	7 ml RTU
			2-EP052-16 /	15 ml RTU

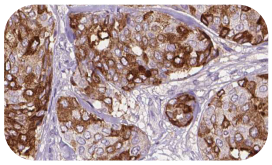

Epstein Barr Virus (CS1-4)

Class:	IVD	Cat. No. / Format:	1-EP083-02 /	0.1 ml conc.
Host:	Mouse		1-EP083-05 /	0.5 ml conc.
Dilution:	1:50 - 1:200		1-EP083-07 /	1 ml conc.
Localization:	Cytoplasmic		2-EP083-10 /	3 ml RTU
Control:	Hodgkin's disease, infected tissue		2-EP083-13 /	7 ml RTU

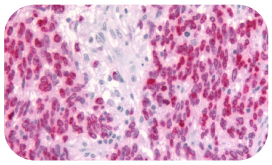

Epstein Barr Virus EBNA 1 (1H4)

Class:	RUO	Cat. No. / Format:	1-EP076-05 /	0.5 ml conc.
Host:	Rat		1-EP076-07 /	1 ml conc.
Dilution:	>1:5		2-EP076-10 /	3 ml RTU
Localization:	Cytoplasmic		2-EP076-13 /	7 ml RTU
Control:	Epithelial carcinoma			

Epstein Barr Virus EBNA 2 (1E6)

Class:	RUO	Cat. No. / Format:	1-EP077-05 /	0.5 ml conc.
Host:	Rat		1-EP077-07 /	1 ml conc.
Dilution:	>1:5		2-EP077-10 /	3 ml RTU
Localization:	Cytoplasmic		2-EP077-13 /	7 ml RTU
Control:	Epithelial carcinoma			

Epstein Barr Virus EBNA 2 (R3)

Class:	RUO	Cat. No. / Format:	1-EP084-05 /	0.5 ml conc.
Host:	Rat		1-EP084-07 /	1 ml conc.
Dilution:	>1:5		2-EP084-10 /	3 ml RTU
Localization:	Cytoplasmic		2-EP084-13 /	7 ml RTU
Control:	Epithelial carcinoma			

Estrogen Receptor (QR013)

Q clones

Class:	IVD	Cat. No. / Format:	C-E001-01 /	0.1 ml conc.
Host:	Rabbit		C-E001-05 /	0.5 ml conc.
Dilution:	1:100 - 1:200		C-E001-10 /	1 ml conc.
Localization:	Nuclear		P-E001-30 /	3 ml RTU
Control:	Breast carcinoma, breast		P-E001-70 /	7 ml RTU
			P-E001-150 /	15 ml RTU

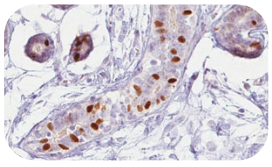

Eukaryotic translation initiation factor 4 subunit E/eIF4E (Polyclonal)

Class:	RUO	Cat. No. / Format:	1-EU013-02 /	0.1 ml conc.
Host:	Rabbit		1-EU013-05 /	0.5 ml conc.
Dilution:	1:50 - 1:200		1-EU013-07 /	1 ml conc.
Localization:	Nuclear, cytoplasmic		2-EU013-10 /	3 ml RTU
Control:	Breast, prostate cancer		2-EU013-13 /	7 ml RTU

Eukaryotic translation initiation factor 4E binding protein 1/eIF4EBP1 (Polyclonal)

Class:	RUO	Cat. No. / Format:	1-EU019-02 /	0.1 ml conc.
Host:	Rabbit		1-EU019-05 /	0.5 ml conc.
Dilution:	1:50 - 1:200		1-EU019-07 /	1 ml conc.
Localization:	Nuclear, cytoplasmic		2-EU019-10 /	3 ml RTU
Control:	Colon, colon cancer		2-EU019-13 /	7 ml RTU

Far upstream element binding protein 1/FUBP1 (Polyclonal)

Class:	RUO	Cat. No. / Format:	1-FA096-02 /	0.1 ml conc.
Host:	Rabbit		1-FA096-05 /	0.5 ml conc.
Dilution:	1:50 - 1:200		1-FA096-07 /	1 ml conc.
Localization:	Nuclear		2-FA096-10 /	3 ml RTU
Control:	Colon, cervical carcinoma		2-FA096-13 /	7 ml RTU

Fascin (55k-2)

Class:	IVD	Cat. No. / Format:	1-FA070-02 /	0.1 ml conc.
Host:	Mouse		1-FA070-05 /	0.5 ml conc.
Dilution:	1:100 - 1:500		1-FA070-07 /	1 ml conc.
Localization:	Cytoplasmic		2-FA070-10 /	3 ml RTU
Control:	Hodgkin's lymphoma, lymph node, tonsil		2-FA070-13 /	7 ml RTU

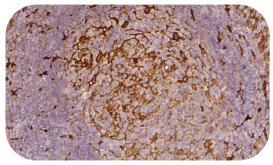

Flightless 1/Fli-1 (A23)

Class:	RUO	Cat. No. / Format:	1-FL008-02 /	0.1 ml conc.
Host:	Mouse		1-FL008-05 /	0.5 ml conc.
Dilution:	1:50 - 1:200		1-FL008-07 /	1 ml conc.
Localization:	Nuclear, cytoplasmic		2-FL008-10 /	3 ml RTU
Control:	Skeletal muscle		2-FL008-13 /	7 ml RTU

Follicle stimulating hormone/FSH (Polyclonal)

Class:	RUO	Cat. No. / Format:	1-FO006-02 /	0.1 ml conc.
Host:	Rabbit		1-FO006-05 /	0.5 ml conc.
Dilution:	1:50 - 1:200		1-FO006-07 /	1 ml conc.
Localization:	Cytoplasmic		2-FO006-10 /	3 ml RTU
Control:	Pituitary, pituitary tumor		2-FO006-13 /	7 ml RTU

Forkhead box protein A1/FOXA1 (Polyclonal)

Class:	RUO	Cat. No. / Format:	1-FO020-02 /	0.1 ml conc.
Host:	Rabbit		1-FO020-05 /	0.5 ml conc.
Dilution:	1:50 - 1:200		1-FO020-07 /	1 ml conc.
Localization:	Nuclear		2-FO020-10 /	3 ml RTU
Control:	Breast carcinoma		2-FO020-13 /	7 ml RTU

Forkhead box protein P1/FOXP1 (Polyclonal)

Class:	RUO	Cat. No. / Format:	1-FO039-02 /	0.1 ml conc.
Host:	Rabbit		1-FO039-05 /	0.5 ml conc.
Dilution:	1:50 - 1:200		1-FO039-07 /	1 ml conc.
Localization:	Nuclear, cytoplasmic		2-FO039-10 /	3 ml RTU
Control:	Tonsil, diffuse large B cell lymphoma		2-FO039-13 /	7 ml RTU

Forkhead box protein P3/FOXP3 (Polyclonal)

Class:	RUO	Cat. No. / Format:	1-FO040-02 /	0.1 ml conc.
Host:	Rabbit		1-FO040-05 /	0.5 ml conc.
Dilution:	1:50 - 1:200		1-FO040-07 /	1 ml conc.
Localization:	Nuclear		2-FO040-10 /	3 ml RTU
Control:	Normal tonsil, Hodgkin's lymphoma		2-FO040-13 /	7 ml RTU

Galectin 3 (H-5)

Class:	RUO	Cat. No. / Format:	1-GA079-02 /	0.1 ml conc.
Host:	Mouse		1-GA079-05 /	0.5 ml conc.
Dilution:	1:50 - 1:200		1-GA079-07 /	1 ml conc.
Localization:	Cytoplasmic		2-GA079-10 /	3 ml RTU
Control:	Breast, thyroid papillary carcinoma		2-GA079-13 /	7 ml RTU

GATA3 (QR018)

Class:	IVD	Cat. No. / Format:	C-G001-01 /	0.1 ml conc.
Host:	Rabbit		C-G001-05 /	0.5 ml conc.
Dilution:	1:100 - 1:200		C-G001-10 /	1 ml conc.
Localization:	Nuclear		P-G001-30 /	3 ml RTU
Control:	Breast carcinoma, urothelial carcinoma		P-G001-70 /	7 ml RTU
			P-G001-150 /	15 ml RTU

Glial fibrillary acidic protein/GFAP (GA-5)

Class:	IVD	Cat. No. / Format:	1-GL006-02 /	0.1 ml conc.
Host:	Mouse		1-GL006-05 /	0.5 ml conc.
Dilution:	1:100 - 1:200		1-GL006-07 /	1 ml conc.
Localization:	Cytoplasmic		2-GL006-10 /	3 ml RTU
Control:	Brain		2-GL006-13 /	7 ml RTU

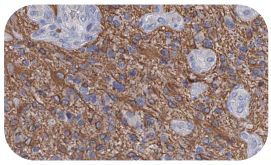

Glucagon (Polyclonal)

Class:	IVD	Cat. No. / Format:	1-GL020-02 /	0.1 ml conc.
Host:	Rabbit		1-GL020-05 /	0.5 ml conc.
Dilution:	1:50 - 1:200		1-GL020-07 /	1 ml conc.
Localization:	Cytoplasmic		2-GL020-10 /	3 ml RTU
Control:	Pancreas		2-GL020-13 /	7 ml RTU

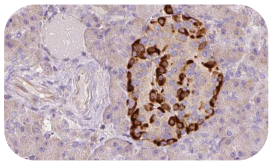

Glucose transporter 1/GLUT1 (Polyclonal)

Class:	IVD	Cat. No. / Format:	1-GL041-02 /	0.1 ml conc.
Host:	Rabbit		1-GL041-05 /	0.5 ml conc.
Dilution:	1:50 - 1:200		1-GL041-07 /	1 ml conc.
Localization:	Membranous		2-GL041-10 /	3 ml RTU
Control:	Erythocytes, colorectal carcinoma		2-GL041-13 /	7 ml RTU

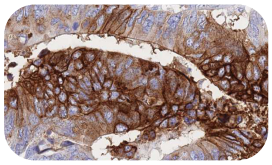

Glycophorin A/CD235a (Polyclonal)

Class:	RUO	Cat. No. / Format:	1-GL159-02 /	0.1 ml conc.
Host:	Rabbit		1-GL159-05 /	0.5 ml conc.
Dilution:	1:50 - 1:200		1-GL159-07 /	1 ml conc.
Localization:	Membranous		2-GL159-10 /	3 ml RTU
Control:	Spleen, erythroleukaemia		2-GL159-13 /	7 ml RTU

Glycoprotein 1B/CD42b (Polyclonal)

Class:	RUO	Cat. No. / Format:	1-GL164-02 /	0.1 ml conc.
Host:	Rabbit		1-GL164-05 /	0.5 ml conc.
Dilution:	1:50 - 1:200		1-GL164-07 /	1 ml conc.
Localization:	Membranous, cytopl.		2-GL164-10 /	3 ml RTU
Control:	Spleen, AML-M7		2-GL164-13 /	7 ml RTU

Glypican 3 (1G12)

Class:	IVD	Cat. No. / Format:	1-GL174-02 /	0.1 ml conc.
Host:	Mouse		1-GL174-05 /	0.5 ml conc.
Dilution:	1:50 - 1:200		1-GL174-07 /	1 ml conc.
Localization:	Cytoplasmic		2-GL174-10 /	3 ml RTU
Control:	Hepatocellular carcinoma		2-GL174-13 /	7 ml RTU

Granzyme B (GrB-7)

Class:	IVD	Cat. No. / Format:	1-GR011-02 /	0.1 ml conc.
Host:	Mouse		1-GR011-05 /	0.5 ml conc.
Dilution:	1:100 - 1:200		1-GR011-07 /	1 ml conc.
Localization:	Cytoplasmic		2-GR011-10 /	3 ml RTU
Control:	Cytoxic lymphocytes, tonsil		2-GR011-13 /	7 ml RTU

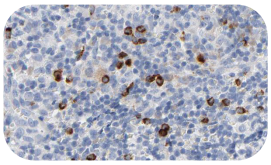

Gross cystic disease fluid protein 15/GCDFP15 (Polyclonal)

Class:	RUO	Cat. No. / Format:	1-GR027-02 /	0.1 ml conc.
Host:	Rabbit		1-GR027-05 /	0.5 ml conc.
Dilution:	1:50 - 1:200		1-GR027-07 /	1 ml conc.
Localization:	Cytoplasmic		2-GR027-10 /	3 ml RTU
Control:	Breast, breast carcinoma		2-GR027-13 /	7 ml RTU

Growth hormone/GH (Polyclonal)

Class:	IVD	Cat. No. / Format:	1-GR057-02 /	0.1 ml conc.
Host:	Rabbit		1-GR057-05 /	0.5 ml conc.
Dilution:	1:50 - 1:200		1-GR057-07 /	1 ml conc.
Localization:	Cytoplasmic		2-GR057-10 /	3 ml RTU
Control:	Normal pituitary		2-GR057-13 /	7 ml RTU

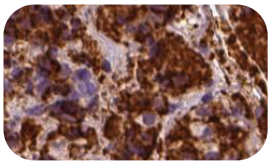

Heat shock 70kDa protein 1/HSP70 (Polyclonal)

Class:	RUO	Cat. No. / Format:	1-HE006-02 /	0.1 ml conc.
Host:	Rabbit		1-HE006-05 /	0.5 ml conc.
Dilution:	1:50 - 1:200		1-HE006-07 /	1 ml conc.
Localization:	Nuclear		2-HE006-10 /	3 ml RTU
Control:	Breast, hepatocellular carcinoma		2-HE006-13 /	7 ml RTU

Heat shock protein 27/HSP27 (G3.1)

Class:	RUO	Cat. No. / Format:	1-HE014-02 /	0.1 ml conc.
Host:	Mouse		1-HE014-05 /	0.5 ml conc.
Dilution:	1:50 - 1:100		1-HE014-07 /	1 ml conc.
Localization:	Cytoplasmic, nuclear		2-HE014-10 /	3 ml RTU
Control:	Breast carcinoma		2-HE014-13 /	7 ml RTU

Helicobacter pylori (Polyclonal

Class:	IVD	Cat. No. / Format:	1-HE038-02 /	0.1 ml conc.
Host:	Rabbit		1-HE038-05 /	0.5 ml conc.
Dilution:	1:100 - 1:200		1-HE038-07 /	1 ml conc.
Localization:	Cell wall		2-HE038-10 /	3 ml RTU
Control:	H. Pylori infected		2-HE038-13 /	7 ml RTU
	stomach tissue		2-HE038-16 /	15 ml RTU

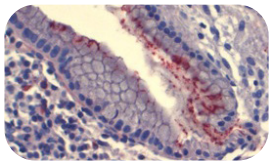

Hemoglobin alpha (Polyclonal)

Class:	RUO	Cat. No. / Format:	1-HE053-02 /	0.1 ml conc.
Host:	Rabbit		1-HE053-05 /	0.5 ml conc.
Dilution:	1:50 - 1:200		1-HE053-07 /	1 ml conc.
Localization:	Cytoplasmic		2-HE053-10 /	3 ml RTU
Control:	Spleen,		2-HE053-13 /	7 ml RTU
	erythroleukemia			

Hepatocyte specific antigen/Hep-Par 1 (OCH1E5)

Class:	IVD	Cat. No. / Format:	1-HE105-02 /	0.1 ml conc.
Host:	Mouse		1-HE105-05 /	0.5 ml conc.
Dilution:	1:100 - 1:200		1-HE105-07 /	1 ml conc.
Localization:	Cytoplasmic		2-HE105-10 /	3 ml RTU
Control:	Liver		2-HE105-13 /	7 ml RTU

Her2/Neu (QR003)

Q clones

Class:	IVD	Cat. No. / Format:	C-H001-01 /	0.1 ml conc.
Host:	Rabbit		C-H001-05 /	0.5 ml conc.
Dilution:	1:100 - 1:200		C-H001-10 /	1 ml conc.
Localization:	Membranous		P-H001-30 /	3 ml RTU
Control:	Breast carcinoma		P-H001-70 /	7 ml RTU
			P-H001-150 /	15 ml RTU

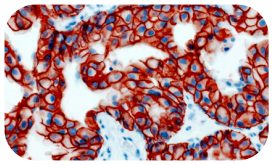

Heterogeneous nuclear ribonucleoprotein K (Polyclonal)

Class:	RUO	Cat. No. / Format:	1-HE134-02 /	0.1 ml conc.
Host:	Rabbit		1-HE134-05 /	0.5 ml conc.
Dilution:	1:50 - 1:200		1-HE134-07 /	1 ml conc.
Localization:	Nuclear, cytoplasmic		2-HE134-10 /	3 ml RTU
Control:	Hepatocellular		2-HE134-13 /	7 ml RTU
	carcinoma			

Histone H1 (AE-4)

Class:	RUO	Cat. No. / Format:	1-HI037-02 /	0.1 ml conc.
Host:	Mouse		1-HI037-05 /	0.5 ml conc.
Dilution:	1:50 - 1:100		1-HI037-07 /	1 ml conc.
Localization:	Nuclear, cytoplasmic		2-HI037-10 /	3 ml RTU
Control:	Tonsil		2-HI037-13 /	7 ml RTU

Human herpes virus 8/HHV8 (13B10)

Class:	IVD	Cat. No. / Format:	1-HU018-02 /	0.1 ml conc.
Host:	Mouse		1-HU018-05 /	0.5 ml conc.
Dilution:	1:50 - 1:200		1-HU018-07 /	1 ml conc.
Localization:	Nuclear		2-HU018-10 /	3 ml RTU
Control:	Kaposi's sarcoma		2-HU018-13 /	7 ml RTU

Human papilloma virus 16+18 E6/HPV16 E6 + HPV18 E6 (C1P5)

Class:	RUO	Cat. No. / Format:	1-HU036-02 /	0.1 ml conc.
Host:	Mouse		1-HU036-05 /	0.5 ml conc.
Dilution:	1:50 - 1:100		1-HU036-07 /	1 ml conc.
Localization:			2-HU036-10 /	3 ml RTU
Control:	Cervical cancer cells		2-HU036-13 /	7 ml RTU

Human papilloma virus 16 L1/HPV16 L1 (Camvir-1)

Class:	RUO	Cat. No. / Format:	1-HE132-02 /	0.1 ml conc.
Host:	Mouse		1-HE132-05 /	0.5 ml conc.
Dilution:	1:50 - 1:100		1-HE132-07 /	1 ml conc.
Localization:	Virion, host nuclear		2-HE132-10 /	3 ml RTU
Control:	Cervix		2-HE132-13 /	7 ml RTU

Human placental lactogen/HPL (Polyclonal)

Class:	RUO	Cat. No. / Format:	1-HU047-02 /	0.1 ml conc.
Host:	Rabbit		1-HU047-05 /	0.5 ml conc.
Dilution:	1:50 - 1:200		1-HU047-07 /	1 ml conc.
Localization:	Cytoplasmic		2-HU047-10 /	3 ml RTU
Control:	Placenta		2-HU047-13 /	7 ml RTU

Hypoxia inducible factor 1 alpha/HIF1A (Polyclonal)

Class:	RUO	Cat. No. / Format:	1-HY033-02 /	0.1 ml conc.
Host:	Rabbit		1-HY033-05 /	0.5 ml conc.
Dilution:	1:50 - 1:200		1-HY033-07 /	1 ml conc.
Localization:	Cytoplasmic, nuclear		2-HY033-10 /	3 ml RTU
Control:	Breast cancer		2-HY033-13 /	7 ml RTU

IDH1 R132H (QM002)

Class:	IVD	Cat. No. / Format:	C-I001-01 /	0.1 ml conc.
Host:	Mouse		C-I001-05 /	0.5 ml conc.
Dilution:	1:100 - 1:200		C-I001-10 /	1 ml conc.
Localization:	Cytoplasmic		P-I001-30 /	3 ml RTU
Control:	Oligodendroglioma, diffuse astrocytoma		P-I001-70 /	7 ml RTU

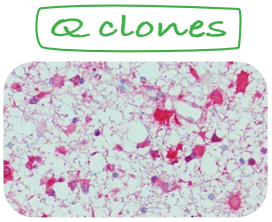

Immunoglobulin A (Polyclonal)

Class:	RUO	Cat. No. / Format:	1-IM006-02 /	0.1 ml conc.
Host:	Rabbit		1-IM006-05 /	0.5 ml conc.
Dilution:	1:50 - 1:200		1-IM006-07 /	1 ml conc.
Localization:	Cytoplasmic		2-IM006-10 /	3 ml RTU
Control:	Tonsil, lymph node		2-IM006-13 /	7 ml RTU

Immunoglobulin D (Polyclonal)

Class:	RUO	Cat. No. / Format:	1-IM012-02 /	0.1 ml conc.
Host:	Rabbit		1-IM012-05 /	0.5 ml conc.
Dilution:	1:50 - 1:200		1-IM012-07 /	1 ml conc.
Localization:	Cytoplasmic		2-IM012-10 /	3 ml RTU
Control:	Tonsil, lymph node		2-IM012-13 /	7 ml RTU

Immunoglobulin G (Polyclonal)

Class:	IVD	Cat. No. / Format:	1-IM016-02 /	0.1 ml conc.
Host:	Rabbit		1-IM016-05 /	0.5 ml conc.
Dilution:	1:100 - 1:200		1-IM016-07 /	1 ml conc.
Localization:	Cytoplasmic		2-IM016-10 /	3 ml RTU
Control:	Tonsil, lymph node		2-IM016-13 /	7 ml RTU

Immunoglobulin G4/IgG4 (Polyclonal)

Class:	RUO	Cat. No. / Format:	1-IM041-02 /	0.1 ml conc.
Host:	Rabbit		1-IM041-05 /	0.5 ml conc.
Dilution:	1:50 - 1:200		1-IM041-07 /	1 ml conc.
Localization:	Cytoplasmic		2-IM041-10 /	3 ml RTU
Control:	Tonsil		2-IM041-13 /	7 ml RTU

Inhibin alpha (Polyclonal)

Class:	IVD	Cat. No. / Format:	1-IN030-02 /	0.1 ml conc.
Host:	Rabbit		1-IN030-05 /	0.5 ml conc.
Dilution:	1:50 - 1:100		1-IN030-07 /	1 ml conc.
Localization:	Cytoplasmic		2-IN030-10 /	3 ml RTU
Control:	Adrenal cortex, corpus luteum, placenta		2-IN030-13 /	7 ml RTU

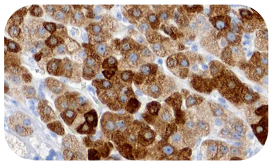

INI-1 (A-5)

Class:	RUO	Cat. No. / Format:	1-IN280-02 /	0.1 ml conc.
Host:	Mouse		1-IN280-05 /	0.5 ml conc.
Dilution:	1:50 - 1:100		1-IN280-07 /	1 ml conc.
Localization:	Nuclear		2-IN280-10 /	3 ml RTU
Control:	Breast carcinoma		2-IN280-13 /	7 ml RTU

Insulin (2D11-H5)

Class:	RUO	Cat. No. / Format:	1-IN068-02 /	0.1 ml conc.
Host:	Mouse		1-IN068-05 /	0.5 ml conc.
Dilution:	1:50 - 1:100		1-IN068-07 /	1 ml conc.
Localization:	Cytoplasmic		2-IN068-10 /	3 ml RTU
Control:	Pancreas		2-IN068-13 /	7 ml RTU

Insulin like growth factor 2 mRNA binding protein 3/IMP3 (Polyclonal)

Class:	IVD	Cat. No. / Format:	1-IN090-02 /	0.1 ml conc.
Host:	Rabbit		1-IN090-05 /	0.5 ml conc.
Dilution:	1:50 - 1:200		1-IN090-07 /	1 ml conc.
Localization:	Cytoplasmic, nuclear		2-IN090-10 /	3 ml RTU
Control:	Fetal liver, esophageal carcinoma		2-IN090-13 /	7 ml RTU

Insulin related protein/Islet 1 (Polyclonal)

Class:	IVD	Cat. No. / Format:	1-IN112-02 /	0.1 ml conc.
Host:	Rabbit		1-IN112-05 /	0.5 ml conc.
Dilution:	1:50 - 1:200		1-IN112-07 /	1 ml conc.
Localization:	Cytoplasmic, nuclear		2-IN112-10 /	3 ml RTU
Control:	Pancreas, pancreatic neuroendocrine tumor		2-IN112-13 /	7 ml RTU

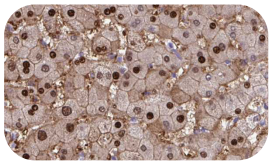

IRTA1/FCRL4/CD307d (QM005)

Q clones

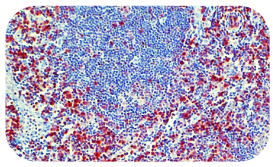

Class:	IVD	Cat. No. / Format:	C-I002-01 /	0.1 ml conc.
Host:	Mouse		C-I002-05 /	0.5 ml conc.
Dilution:	1:50 - 1:200			
Localization:	Membranous			
Control:	Tonsil, marginal zone lymphoma			

Kappa light chain (Polyclonal)

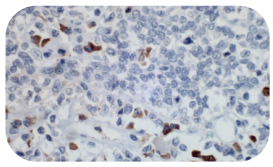

Class:	IVD	Cat. No. / Format:	1-KA023-02 /	0.1 ml conc.
Host:	Rabbit		1-KA023-05 /	0.5 ml conc.
Dilution:	1:50 - 1:200		1-KA023-07 /	1 ml conc.
Localization:	Cytoplasmic		2-KA023-10 /	3 ml RTU
Control:	Tonsil, lymph node		2-KA023-13 /	7 ml RTU
			2-KA023-16 /	15 ml RTU

Ki-67 (QR015)

Q clones

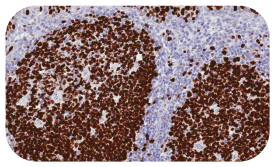

Class:	IVD	Cat. No. / Format:	C-K001-01 /	0.1 ml conc.
Host:	Rabbit		C-K001-05 /	0.5 ml conc.
Dilution:	1:100 - 1:200		C-K001-10 /	1 ml conc.
Localization:	Nuclear		P-K001-30 /	3 ml RTU
Control:	Tonsil, lymphoma		P-K001-70 /	7 ml RTU
			P-K001-150 /	15 ml RTU

Lambda light chain (Polyclonal)

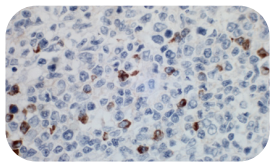

Class:	IVD	Cat. No. / Format:	1-LA021-02 /	0.1 ml conc.
Host:	Rabbit		1-LA021-05 /	0.5 ml conc.
Dilution:	1:50 - 1:200		1-LA021-07 /	1 ml conc.
Localization:	Cytoplasmic		2-LA021-10 /	3 ml RTU
Control:	Tonsil		2-LA021-13 /	7 ml RTU
			2-LA021-16 /	15 ml RTU

Lin 28 homolog/LIN28 (Polyclonal)

Class:	RUO	Cat. No. / Format:	1-LI016-02 /	0.1 ml conc.
Host:	Rabbit		1-LI016-05 /	0.5 ml conc.
Dilution:	1:50 - 1:200		1-LI016-07 /	1 ml conc.
Localization:	Cytoplasmic, nuclear		2-LI016-10 /	3 ml RTU
Control:	Germ cell tumor		2-LI016-13 /	7 ml RTU

Lymphocyte function associated antigen 3/CD58 (Polyclonal)

Class:	RUO	Cat. No. / Format:	1-LY012-02 /	0.1 ml conc.
Host:	Rabbit		1-LY012-05 /	0.5 ml conc.
Dilution:	1:50 - 1:200		1-LY012-07 /	1 ml conc.
Localization:	Membranous		2-LY012-10 /	3 ml RTU
Control:	Thymus		2-LY012-13 /	7 ml RTU

Lymphocyte specific protein 1/LSP1 (Polyclonal)

Class:	RUO	Cat. No. / Format:	1-LY014-02 /	0.1 ml conc.
Host:	Rabbit		1-LY014-05 /	0.5 ml conc.
Dilution:	1:50 - 1:200		1-LY014-07 /	1 ml conc.
Localization:	Membranous, cytopl.		2-LY014-10 /	3 ml RTU
Control:	Tonsil, B cell lymphoma		2-LY014-13 /	7 ml RTU

Lymphoid enhancer binding factor 1/LEF1 (Polyclonal)

Class:	RUO	Cat. No. / Format:	1-LY016-02 /	0.1 ml conc.
Host:	Rabbit		1-LY016-05 /	0.5 ml conc.
Dilution:	1:50 - 1:200		1-LY016-07 /	1 ml conc.
Localization:	Nuclear		2-LY016-10 /	3 ml RTU
Control:	Tonsil, small lympho-cytic lymphoma		2-LY016-13 /	7 ml RTU

Lysozyme (Polyclonal)

Class:	RUO	Cat. No. / Format:	1-LY035-02 /	0.1 ml conc.
Host:	Rabbit		1-LY035-05 /	0.5 ml conc.
Dilution:	1:50 - 1:200		1-LY035-07 /	1 ml conc.
Localization:	Cytoplasmic		2-LY035-10 /	3 ml RTU
Control:	Tonsil, lymph node		2-LY035-13 /	7 ml RTU

Macrophage (LN-5)

Class:	RUO	Cat. No. / Format:	1-MA004-02 /	0.1 ml conc.
Host:	Mouse		1-MA004-05 /	0.5 ml conc.
Dilution:	1:50 - 1:100		1-MA004-07 /	1 ml conc.
Localization:	Cytoplasmic		2-MA004-10 /	3 ml RTU
Control:	Tonsil, lymph node		2-MA004-13 /	7 ml RTU

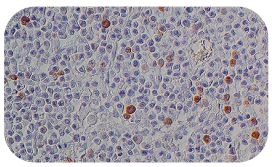

Major histocompatibility complex class II HLA-DR alpha (Polyclonal)

Class:	RUO	Cat. No. / Format:	1-MA038-02 /	0.1 ml conc.
Host:	Rabbit		1-MA038-05 /	0.5 ml conc.
Dilution:	1:50 - 1:200		1-MA038-07 /	1 ml conc.
Localization:	Membranous		2-MA038-10 /	3 ml RTU
Control:	Tonsil		2-MA038-13 /	7 ml RTU

Mammaglobin A (Polyclonal)

Class:	IVD	Cat. No. / Format:	1-MA057-02 /	0.1 ml conc.
Host:	Rabbit		1-MA057-05 /	0.5 ml conc.
Dilution:	1:50 - 1:200		1-MA057-07 /	1 ml conc.
Localization:	Cytoplasmic		2-MA057-10 /	3 ml RTU
Control:	Breast cancer		2-MA057-13 /	7 ml RTU

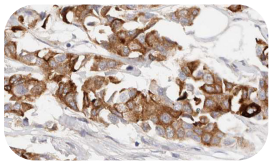

Mammalian achaete scute homolog 1/MASH1/ASCL1 (Polyclonal)

Class:	RUO	Cat. No. / Format:	1-MA061-02 /	0.1 ml conc.
Host:	Rabbit		1-MA061-05 /	0.5 ml conc.
Dilution:	1:50 - 1:100		1-MA061-07 /	1 ml conc.
Localization:	Nuclear		2-MA061-10 /	3 ml RTU
Control:	Brain, small cell lung cancer		2-MA061-13 /	7 ml RTU

Matrix metalloproteinase 7/MMP7 (Polyclonal)

Class:	RUO	Cat. No. / Format:	1-MA095-02 /	0.1 ml conc.
Host:	Rabbit		1-MA095-05 /	0.5 ml conc.
Dilution:	1:50		1-MA095-07 /	1 ml conc.
Localization:	Cytoplasmic		2-MA095-10 /	3 ml RTU
Control:	Tonsil, colon carcinoma		2-MA095-13 /	7 ml RTU

Matrix metalloproteinase 9/MMP9 (Polyclonal)

Class:	RUO	Cat. No. / Format:	1-MA100-02 /	0.1 ml conc.
Host:	Rabbit		1-MA100-05 /	0.5 ml conc.
Dilution:	1:50 - 1:200		1-MA100-07 /	1 ml conc.
Localization:	Cytoplasmic		2-MA100-10 /	3 ml RTU
Control:	Spleen, breast carcinoma		2-MA100-13 /	7 ml RTU

Melan A/MART-1 (A103)

Class:	IVD	Cat. No. / Format:	1-ME120-02 /	0.1 ml conc.
Host:	Mouse		1-ME120-05 /	0.5 ml conc.
Dilution:	1:100 - 1:500		1-ME120-07 /	1 ml conc.
Localization:	Cytoplasmic		2-ME120-10 /	3 ml RTU
Control:	Melanoma, normal skin		2-ME120-13 /	7 ml RTU
			2-ME120-16 /	15 ml RTU

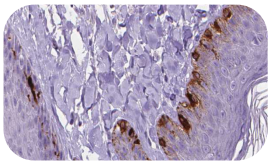

Melanoma/HMB-45 (HMB-45)

Class:	IVD	Cat. No. / Format:	1-ME026-02 /	0.1 ml conc.
Host:	Mouse		1-ME026-05 /	0.5 ml conc.
Dilution:	1:100 - 1:500		1-ME026-07 /	1 ml conc.
Localization:	Cytoplasmic		2-ME026-10 /	3 ml RTU
Control:	Melanoma		2-ME026-13 /	7 ml RTU
			2-ME026-16 /	15 ml RTU

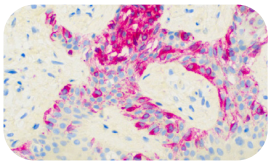

Mesothelin (Polyclonal)

Class:	IVD	Cat. No. / Format:	1-ME093-02 /	0.1 ml conc.
Host:	Rabbit		1-ME093-05 /	0.5 ml conc.
Dilution:	1:50 - 1:200		1-ME093-07 /	1 ml conc.
Localization:	Membranous, cytopl.		2-ME093-10 /	3 ml RTU
Control:	Mesothelioma		2-ME093-13 /	7 ml RTU

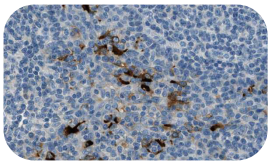

Microfibril associated glycoprotein2/MFAP5 (Polyclonal)

Class:	RUO	Cat. No. / Format:	1-MI002-02 /	0.1 ml conc.
Host:	Rabbit		1-MI002-05 /	0.5 ml conc.
Dilution:	1:50 - 1:200		1-MI002-07 /	1 ml conc.
Localization:	Secreted		2-MI002-10 /	3 ml RTU
Control:	Colon, kidney		2-MI002-13 /	7 ml RTU

Microglia response factor/AIF1 (Polyclonal)

Class:	RUO	Cat. No. / Format:	1-MI004-02 /	0.1 ml conc.
Host:	Rabbit		1-MI004-05 /	0.5 ml conc.
Dilution:	1:50 - 1:200		1-MI004-07 /	1 ml conc.
Localization:	Cytoplasmic		2-MI004-10 /	3 ml RTU
Control:	Brain microglia, astrocytomas		2-MI004-13 /	7 ml RTU

Microphthalmia associated transcription factor/MITF (C5/D5)

Class:	IVD	Cat. No. / Format:	1-MI007-02 /	0.1 ml conc.
Host:	Mouse		1-MI007-05 /	0.5 ml conc.
Dilution:	1:50 - 1:200		1-MI007-07 /	1 ml conc.
Localization:	Nuclear		2-MI007-10 /	3 ml RTU
Control:	Malignant melanoma		2-MI007-13 /	7 ml RTU

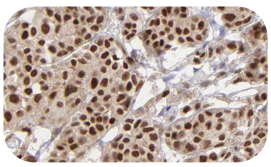

Minichromosome maintenance protein 2/MCM2 (Polyclonal)

Class:	RUO	Cat. No. / Format:	1-MI037-02 /	0.1 ml conc.
Host:	Rabbit		1-MI037-05 /	0.5 ml conc.
Dilution:	1:50 - 1:200		1-MI037-07 /	1 ml conc.
Localization:	Nuclear		2-MI037-10 /	3 ml RTU
Control:	Tonsil, breast cancer		2-MI037-13 /	7 ml RTU

Minichromosome maintenance protein 3/MCM3 (Polyclonal)

Class:	RUO	Cat. No. / Format:	1-MI038-02 /	0.1 ml conc.
Host:	Rabbit		1-MI038-05 /	0.5 ml conc.
Dilution:	1:50 - 1:200		1-MI038-07 /	1 ml conc.
Localization:	Nuclear		2-MI038-10 /	3 ml RTU
Control:	Colon, colon carcinoma		2-MI038-13 /	7 ml RTU

Minichromosome maintenance protein 5/MCM5 (Polyclonal)

Class:	RUO	Cat. No. / Format:	1-MI040-02 /	0.1 ml conc.
Host:	Rabbit		1-MI040-05 /	0.5 ml conc.
Dilution:	1:50 - 1:200		1-MI040-07 /	1 ml conc.
Localization:	Nuclear		2-MI040-10 /	3 ml RTU
Control:	Tonsil, colon cancer		2-MI040-13 /	7 ml RTU

MLH1 (QM003)

Q clones

Class:	IVD	Cat. No. / Format:	C-M001-01 /	0.1 ml conc.
Host:	Mouse		C-M001-05 /	0.5 ml conc.
Dilution:	1:100 - 1:200		C-M001-10 /	1 ml conc.
Localization:	Nuclear		P-M001-30 /	3 ml RTU
Control:	Colon carcinoma, colon mucosa		P-M001-70 /	7 ml RTU
			P-M001-150 /	15 ml RTU

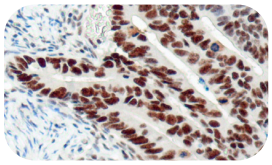

Mouse double minute 2/MDM2 (SMP14)

Class:	IVD	Cat. No. / Format:	1-MO029-02 /	0.1 ml conc.
Host:	Mouse		1-MO029-05 /	0.5 ml conc.
Dilution:	1:100 - 1:200		1-MO029-07 /	1 ml conc.
Localization:	Nuclear, cytoplasmic		2-MO029-10 /	3 ml RTU
Control:	Breast carcinoma		2-MO029-13 /	7 ml RTU

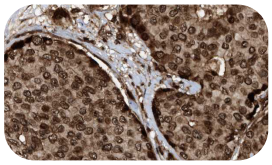

MSH2 (QR010)

Q clones

Class:	IVD	Cat. No. / Format:	C-M004-01 /	0.1 ml conc.
Host:	Rabbit		C-M004-05 /	0.5 ml conc.
Dilution:	1:100 - 1:200		C-M004-10 /	1 ml conc.
Localization:	Nuclear		P-M004-30 /	3 ml RTU
Control:	Colon carcinoma, colon mucosa		P-M004-70 /	7 ml RTU
			P-M004-150 /	15 ml RTU

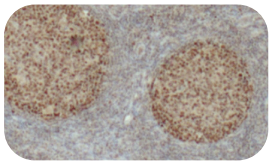

MSH6 (QR011)

Q clones

Class:	IVD	Cat. No. / Format:	C-M005-01 /	0.1 ml conc.
Host:	Rabbit		C-M005-05 /	0.5 ml conc.
Dilution:	1:100 - 1:200		C-M005-10 /	1 ml conc.
Localization:	Nuclear		P-M005-30 /	3 ml RTU
Control:	Colon carcinoma, colon mucosa		P-M005-70 /	7 ml RTU

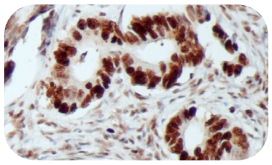

Mucin 1/MUC1 (Polyclonal)

Class:	IVD	Cat. No. / Format:	1-MU062-02 /	0.1 ml conc.
Host:	Rabbit		1-MU062-05 /	0.5 ml conc.
Dilution:	1:50 - 1:200		1-MU062-07 /	1 ml conc.
Localization:	Cytoplasmic		2-MU062-10 /	3 ml RTU
Control:	Breast, colon, those adenocarcinomas		2-MU062-13 /	7 ml RTU

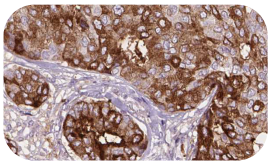

Mucin 2/MUC2 (Ccp58)

Class:	IVD	Cat. No. / Format:	1-MU014-02 /	0.1 ml conc.
Host:	Mouse		1-MU014-05 /	0.5 ml conc.
Dilution:	1:100 - 1:200		1-MU014-07 /	1 ml conc.
Localization:	Cytoplasmic		2-MU014-10 /	3 ml RTU
Control:	Colon, colon adenocarcinomas		2-MU014-13 /	7 ml RTU

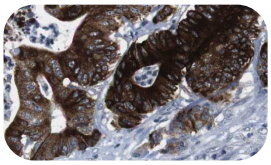

Mucin 5AC/MUC5AC (45M1)

Class:	RUO	Cat. No. / Format:	1-MU023-02 /	0.1 ml conc.
Host:	Mouse		1-MU023-05 /	0.5 ml conc.
Dilution:	1:100 - 1:200		1-MU023-07 /	1 ml conc.
Localization:	Cytoplasmic		2-MU023-10 /	3 ml RTU
Control:	Stomach, associated adenocarcinomas		2-MU023-13 /	7 ml RTU

Multidrug resistance protein 1/MDR1/CD243 (Polyclonal)

Class:	RUO	Cat. No. / Format:	1-MU043-02 /	0.1 ml conc.
Host:	Rabbit		1-MU043-05 /	0.5 ml conc.
Dilution:	1:50 - 1:200		1-MU043-07 /	1 ml conc.
Localization:	Membranous		2-MU043-10 /	3 ml RTU
Control:	Liver		2-MU043-13 /	7 ml RTU

Multiple myeloma oncogene 1/MUM1 (Polyclonal)

Class:	IVD	Cat. No. / Format:	1-MU048-02 /	0.1 ml conc.
Host:	Rabbit		1-MU048-05 /	0.5 ml conc.
Dilution:	1:50 - 1:200		1-MU048-07 /	1 ml conc.
Localization:	Nuclear		2-MU048-10 /	3 ml RTU
Control:	Lymphoma, tonsil		2-MU048-13 /	7 ml RTU

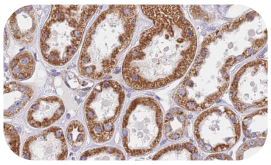

Mycobacterium tuberculosis (Polyclonal)

Class:	RUO	Cat. No. / Format:	1-MY008-02 /	0.1 ml conc.
Host:	Rabbit		1-MY008-05 /	0.5 ml conc.
Dilution:	1:20		1-MY008-07 /	1 ml conc.
Localization:			2-MY008-10 /	3 ml RTU
Control:	Lung		2-MY008-13 /	7 ml RTU

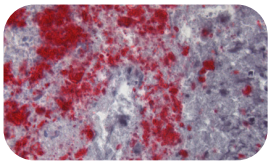

Myelin basic protein/MBP (Polyclonal)

Class:	IVD	Cat. No. / Format:	1-MY018-02 /	0.1 ml conc.
Host:	Rabbit		1-MY018-05 /	0.5 ml conc.
Dilution:	1:50 - 1:200		1-MY018-07 /	1 ml conc.
Localization:	Cytoplasmic		2-MY018-10 /	3 ml RTU
Control:	Brain		2-MY018-13 /	7 ml RTU

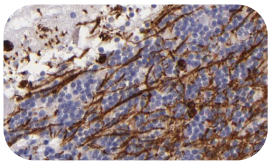

Myeloid cell leukemia 1/Mcl1 (RC13)

Class:	RUO	Cat. No. / Format:	1-MY029-02 /	0.1 ml conc.
Host:	Mouse		1-MY029-05 /	0.5 ml conc.
Dilution:	1:50 - 1:100		1-MY029-07 /	1 ml conc.
Localization:	Cytoplasmic, nuclear		2-MY029-10 /	3 ml RTU
Control:	Colon adenocarcinoma		2-MY029-13 /	7 ml RTU

Myeloperoxidase/MPO (Polyclonal)

Class:	IVD	Cat. No. / Format:	1-MY039-02 /	0.1 ml conc.
Host:	Rabbit		1-MY039-05 /	0.5 ml conc.
Dilution:	1:50 - 1:200		1-MY039-07 /	1 ml conc.
Localization:	Cytoplasmic		2-MY039-10 /	3 ml RTU
Control:	Spleen, myelogenous leukemia		2-MY039-13 /	7 ml RTU

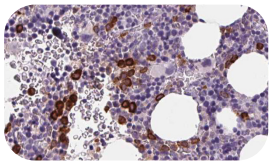

Myogenic differentiation 1/MyoD1 (Polyclonal)

Class:	IVD	Cat. No. / Format:	1-MY049-02 /	0.1 ml conc.
Host:	Rabbit		1-MY049-05 /	0.5 ml conc.
Dilution:	1:50 - 1:200		1-MY049-07 /	1 ml conc.
Localization:	Nuclear		2-MY049-10 /	3 ml RTU
Control:	Rhabdomyosarcoma		2-MY049-13 /	7 ml RTU

Myogenin (F5D)

Class:	IVD	Cat. No. / Format:	1-MY052-02 /	0.1 ml conc.
Host:	Mouse		1-MY052-05 /	0.5 ml conc.
Dilution:	1:50 - 1:100		1-MY052-07 /	1 ml conc.
Localization:	Nuclear		2-MY052-10 /	3 ml RTU
Control:	Rhabdomyosarcoma		2-MY052-13 /	7 ml RTU

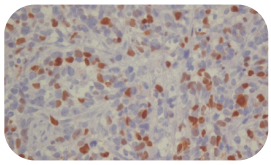

Myoglobin (Polyclonal)

Class:	IVD	Cat. No. / Format:	1-MY054-02 /	0.1 ml conc.
Host:	Rabbit		1-MY054-05 /	0.5 ml conc.
Dilution:	1:50 - 1:200		1-MY054-07 /	1 ml conc.
Localization:	Cytoplasmic		2-MY054-10 /	3 ml RTU
Control:	Skeletal muscle		2-MY054-13 /	7 ml RTU

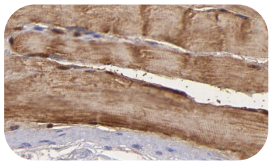

Myosin heavy chain 11/MYH11 smooth muscle (Polyclonal)

Class:	RUO	Cat. No. / Format:	1-MY067-02 /	0.1 ml conc.
Host:	Rabbit		1-MY067-05 /	0.5 ml conc.
Dilution:	1:50 - 1:200		1-MY067-07 /	1 ml conc.
Localization:	Cytoplasmic		2-MY067-10 /	3 ml RTU
Control:	Smooth muscle		2-MY067-13 /	7 ml RTU

Myosin light chain 2/MYL2 skeletal muscle (Polyclonal)

Class:	RUO	Cat. No. / Format:	1-MY070-02 /	0.1 ml conc.
Host:	Rabbit		1-MY070-05 /	0.5 ml conc.
Dilution:	1:50 - 1:200		1-MY070-07 /	1 ml conc.
Localization:	Cytoplasmic		2-MY070-10 /	3 ml RTU
Control:	Cardiac muscle		2-MY070-13 /	7 ml RTU

N-myc downstream regulated gene 1/NDRG1 (Polyclonal)

Class:	RUO	Cat. No. / Format:	1-N0010-02 /	0.1 ml conc.
Host:	Rabbit		1-N0010-05 /	0.5 ml conc.
Dilution:	1:50 - 1:200		1-N0010-07 /	1 ml conc.
Localization:	Cytopl., nucl., membr.		2-N0010-10 /	3 ml RTU
Control:	Prostate hyperplasia		2-N0010-13 /	7 ml RTU

Napsin A (Polyclonal)

Class:	IVD	Cat. No. / Format:	1-NA036-02 /	0.1 ml conc.
Host:	Rabbit		1-NA036-05 /	0.5 ml conc.
Dilution:	1:50 - 1:200		1-NA036-07 /	1 ml conc.
Localization:	Cytoplasmic		2-NA036-10 /	3 ml RTU
Control:	Lung adenocarcino-		2-NA036-13 /	7 ml RTU
	ma, kidney		2-NA036-16 /	15 ml RTU

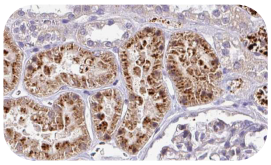

Nestin (10C2)

Class:	RUO	Cat. No. / Format:	1-NE027-02 /	0.1 ml conc.
Host:	Mouse		1-NE027-05 /	0.5 ml conc.
Dilution:	1:100 - 1:200		1-NE027-07 /	1 ml conc.
Localization:	Cytoplasmic		2-NE027-10 /	3 ml RTU
Control:	Tonsil		2-NE027-13 /	7 ml RTU

Neurofilament (2F11)

Class:	IVD	Cat. No. / Format:	1-NE084-02 /	0.1 ml conc.
Host:	Mouse		1-NE084-05 /	0.5 ml conc.
Dilution:	1:50 - 1:200		1-NE084-07 /	1 ml conc.
Localization:	Cytoplasmic		2-NE084-10 /	3 ml RTU
Control:	Brain		2-NE084-13 /	7 ml RTU

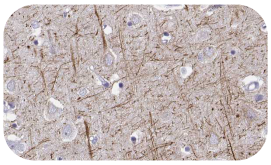

Neuron specific enolase/NSE (5E2)

Class:	IVD	Cat. No. / Format:	1-NE125-02 /	0.1 ml conc.
Host:	Mouse		1-NE125-05 /	0.5 ml conc.
Dilution:	1:50 - 1:200		1-NE125-07 /	1 ml conc.
Localization:	Membranous, cytopl.		2-NE125-10 /	3 ml RTU
Control:	Brain		2-NE125-13 /	7 ml RTU

Neutrophil elastase (Polyclonal)

Class:	RUO	Cat. No. / Format:	1-NE179-02 /	0.1 ml conc.
Host:	Rabbit		1-NE179-05 /	0.5 ml conc.
Dilution:	1:50 - 1:200		1-NE179-07 /	1 ml conc.
Localization:	Cytoplasmic		2-NE179-10 /	3 ml RTU
Control:	Spleen, granulocytic		2-NE179-13 /	7 ml RTU
	leukemia			

NKX3.1 (Polyclonal)

Class:	IVD	Cat. No. / Format:	1-NK001-02 /	0.1 ml conc.
Host:	Rabbit		1-NK001-05 /	0.5 ml conc.
Dilution:	1:50 - 1:200		1-NK001-07 /	1 ml conc.
Localization:	Nuclear		2-NK001-10 /	3 ml RTU
Control:	Prostate, prostate		2-NK001-13 /	7 ml RTU
	cancer		2-NK001-16 /	15 ml RTU

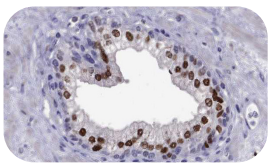

Non metastatic cells 1 protein/Nm23 (Polyclonal)

Class:	RUO	Cat. No. / Format:	1-NO012-02 /	0.1 ml conc.
Host:	Rabbit		1-NO012-05 /	0.5 ml conc.
Dilution:	1:50 - 1:200		1-NO012-07 /	1 ml conc.
Localization:	Cytoplasmic, nuclear		2-NO012-10 /	3 ml RTU
Control:	Breast cancer		2-NO012-13 /	7 ml RTU

Octamer binding transcription factor 2/OCT2 (Polyclonal)

Class:	RUO	Cat. No. / Format:	1-OC005-02 /	0.1 ml conc.
Host:	Rabbit		1-OC005-05 /	0.5 ml conc.
Dilution:	1:50 - 1:200		1-OC005-07 /	1 ml conc.
Localization:	Nuclear		2-OC005-10 /	3 ml RTU
Control:	Tonsil, lymphoma		2-OC005-13 /	7 ml RTU

Octamer binding transcription factor 4/OCT4 (Polyclonal)

Class:	IVD	Cat. No. / Format:	1-OC008-02 /	0.1 ml conc.
Host:	Rabbit		1-OC008-05 /	0.5 ml conc.
Dilution:	1:50 - 1:200		1-OC008-07 /	1 ml conc.
Localization:	Nuclear		2-OC008-10 /	3 ml RTU
Control:	Seminoma		2-OC008-13 /	7 ml RTU

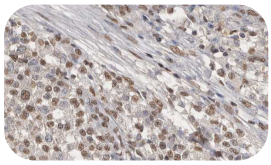

Oligodendrocyte lineage transcription factor 2/Olig2 (Polyclonal)

Class:	RUO	Cat. No. / Format:	1-OL012-02 /	0.1 ml conc.
Host:	Rabbit		1-OL012-05 /	0.5 ml conc.
Dilution:	1:50 - 1:200		1-OL012-07 /	1 ml conc.
Localization:	Nuclear		2-OL012-10 /	3 ml RTU
Control:	Astrocytoma		2-OL012-13 /	7 ml RTU

Oncogene Bmi1 (Polyclonal)

Class:	RUO	Cat. No. / Format:	1-ON002-02 /	0.1 ml conc.
Host:	Rabbit		1-ON002-05 /	0.5 ml conc.
Dilution:	1:50 - 1:200		1-ON002-07 /	1 ml conc.
Localization:	Nuclear		2-ON002-10 /	3 ml RTU
Control:	Breast, breast cancer		2-ON002-13 /	7 ml RTU

Osteopontin (Polyclonal)

Class:	RUO	Cat. No. / Format:	1-OS013-02 /	0.1 ml conc.
Host:	Rabbit		1-OS013-05 /	0.5 ml conc.
Dilution:	1:50 - 1:200		1-OS013-07 /	1 ml conc.
Localization:	Cytoplasmic		2-OS013-10 /	3 ml RTU
Control:	Osteosarcoma		2-OS013-13 /	7 ml RTU

p16 (QR019)

Q clones

Class:	IVD	Cat. No. / Format:	C-P010-01 /	0.1 ml conc.
Host:	Rabbit		C-P010-05 /	0.5 ml conc.
Dilution:	1:100 - 1:200		C-P010-10 /	1 ml conc.
Localization:	Cytoplasmic, nuclear		P-P010-30 /	3 ml RTU
Control:	Cervical carcinoma		P-P010-70 /	7 ml RTU
			P-P010-150 /	15 ml RTU

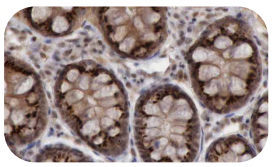

p27Kip1 (SX53G8)

Class:	IVD	Cat. No. / Format:	1-P2010-02 /	0.1 ml conc.
Host:	Mouse		1-P2010-05 /	0.5 ml conc.
Dilution:	1:50 - 1:100		1-P2010-07 /	1 ml conc.
Localization:	Nuclear		2-P2010-10 /	3 ml RTU
Control:	Tonsil		2-P2010-13 /	7 ml RTU

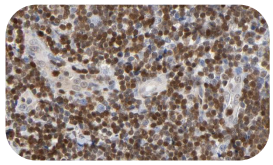

p40 (QR020)

Q clones

Class:	IVD	Cat. No. / Format:	C-P007-01 /	0.1 ml conc.
Host:	Rabbit		C-P007-05 /	0.5 ml conc.
Dilution:	1:100 - 1:200		C-P007-10 /	1 ml conc.
Localization:	Nuclear		P-P007-30 /	3 ml RTU
Control:	Lung, lung squamous cell carcinoma		P-P007-70 /	7 ml RTU
			P-P007-150 /	15 ml RTU

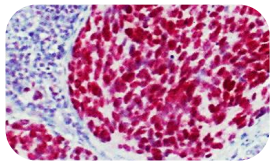

p53 (QR025)

Q clones

Class:	IVD	Cat. No. / Format:	C-P011-01 /	0.1 ml conc.
Host:	Rabbit		C-P011-05 /	0.5 ml conc.
Dilution:	1:100 - 1:200		C-P011-10 /	1 ml conc.
Localization:	Nuclear		P-P011-30 /	3 ml RTU
Control:	Colon cancer		P-P011-70 /	7 ml RTU
			P-P011-150 /	15 ml RTU

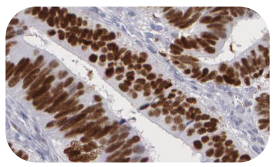

p57Kip2 (Kp10)

Class:	IVD	Cat. No. / Format:	1-P5018-02 /	0.1 ml conc.
Host:	Mouse		1-P5018-05 /	0.5 ml conc.
Dilution:	1:50 - 1:200		1-P5018-07 /	1 ml conc.
Localization:	Nuclear		2-P5018-10 /	3 ml RTU
Control:	Placenta		2-P5018-13 /	7 ml RTU

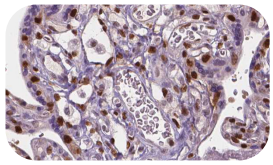

p63 (QR007)

Q clones

Class:	IVD	Cat. No. / Format:	C-P004-01 /	0.1 ml conc.
Host:	Rabbit		C-P004-05 /	0.5 ml conc.
Dilution:	1:100 - 1:200		C-P004-10 /	1 ml conc.
Localization:	Nuclear		P-P004-30 /	3 ml RTU
Control:	Prostate		P-P004-70 /	7 ml RTU
			P-P004-150 /	15 ml RTU

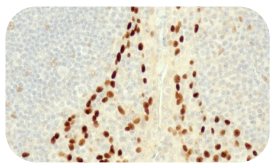

p105 (2B3)

Class:	RUO	Cat. No. / Format:	1-P1003-02 /	0.1 ml conc.
Host:	Mouse		1-P1003-05 /	0.5 ml conc.
Dilution:	1:50 - 1:100		1-P1003-07 /	1 ml conc.
Localization:	Nuclear		2-P1003-10 /	3 ml RTU
Control:	Prostate carcinoma, bladder carcinoma		2-P1003-13 /	7 ml RTU

p120 (Polyclonal)

Class:	IVD	Cat. No. / Format:	1-P1004-02 /	0.1 ml conc.
Host:	Rabbit		1-P1004-05 /	0.5 ml conc.
Dilution:	1:50 - 1:200		1-P1004-07 /	1 ml conc.
Localization:	Membranous, cytopl.		2-P1004-10 /	3 ml RTU
Control:	Breast, breast lobular carcinoma		2-P1004-13 /	7 ml RTU

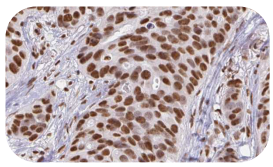

Paired like homeobox 2b/PHOX2B (Polyclonal)

Class:	RUO	Cat. No. / Format:	1-PA004-02 /	0.1 ml conc.
Host:	Rabbit		1-PA004-05 /	0.5 ml conc.
Dilution:	1:50 - 1:200		1-PA004-07 /	1 ml conc.
Localization:	Nuclear		2-PA004-10 /	3 ml RTU
Control:	Neuroblastoma		2-PA004-13 /	7 ml RTU

Pancreatic and duodenal homeobox 1/PDX1 (Polyclonal)

Class:	RUO	Cat. No. / Format:	1-PA027-02 /	0.1 ml conc.
Host:	Rabbit		1-PA027-05 /	0.5 ml conc.
Dilution:	1:50 - 1:200		1-PA027-07 /	1 ml conc.
Localization:	Nuclear		2-PA027-10 /	3 ml RTU
Control:	Pancreas, duodenum		2-PA027-13 /	7 ml RTU

Parvalbumin (Polyclonal)

Class:	RUO	Cat. No. / Format:	1-PA061-02 /	0.1 ml conc.
Host:	Rabbit		1-PA061-05 /	0.5 ml conc.
Dilution:	1:50 - 1:200		1-PA061-07 /	1 ml conc.
Localization:	Nuclear, cytoplasmic		2-PA061-10 /	3 ml RTU
Control:	Kidney, chromophobe carcinoma		2-PA061-13 /	7 ml RTU

PAX5 (Polyclonal)

Class:	IVD	Cat. No. / Format:	1-PA075-02 /	0.1 ml conc.
Host:	Rabbit		1-PA075-05 /	0.5 ml conc.
Dilution:	1:50 - 1:200		1-PA075-07 /	1 ml conc.
Localization:	Nuclear		2-PA075-10 /	3 ml RTU
Control:	Tonsil, B lymphoblastic neoplasms		2-PA075-13 /	7 ml RTU
			2-PA075-16 /	15 ml RTU

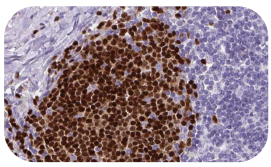

PAX6 (Polyclonal)

Class:	RUO	Cat. No. / Format:	1-PA076-02 /	0.1 ml conc.
Host:	Rabbit		1-PA076-05 /	0.5 ml conc.
Dilution:	1:50 - 1:200		1-PA076-07 /	1 ml conc.
Localization:	Nuclear		2-PA076-10 /	3 ml RTU
Control:	Pancreas, neuroendocrine tumor		2-PA076-13 /	7 ml RTU

PAX8 (QR016)

Q clones

Class:	IVD	Cat. No. / Format:	C-P008-01 /	0.1 ml conc.
Host:	Rabbit		C-P008-05 /	0.5 ml conc.
Dilution:	1:100 - 1:200		C-P008-10 /	1 ml conc.
Localization:	Nuclear		P-P008-30 /	3 ml RTU
Control:	Kidney, renal cell carcinoma		P-P008-70 /	7 ml RTU
			P-P008-150 /	15 ml RTU

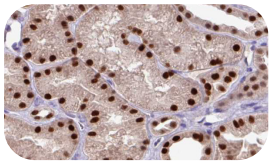

Paxillin (Polyclonal)

Class:	RUO	Cat. No. / Format:	1-PA081-02 /	0.1 ml conc.
Host:	Rabbit		1-PA081-05 /	0.5 ml conc.
Dilution:	1:50 - 1:200		1-PA081-07 /	1 ml conc.
Localization:	Cytoplasmic		2-PA081-10 /	3 ml RTU
Control:	Tonsil		2-PA081-13 /	7 ml RTU

PD-1 (QR002)

Q clones

Class:	IVD	Cat. No. / Format:	C-P002-01 /	0.1 ml conc.
Host:	Rabbit		C-P002-05 /	0.5 ml conc.
Dilution:	1:100 - 1:200		C-P002-10 /	1 ml conc.
Localization:	Membranous, cytopl.		P-P002-30 /	3 ml RTU
Control:	Tonsil, high-risk renal cell carcinoma		P-P002-70 /	7 ml RTU

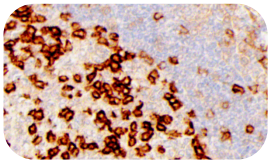

PD-L1 (QR001)

Q clones

Class:	IVD	Cat. No. / Format:	C-P001-01 /	0.1 ml conc.
Host:	Rabbit		C-P001-05 /	0.5 ml conc.
Dilution:	1:100 - 1:200		C-P001-10 /	1 ml conc.
Localization:	Membranous, cytopl.		P-P001-30 /	3 ml RTU
Control:	Tonsil, NSCLC		P-P001-70 /	7 ml RTU
			P-P001-150 /	15 ml RTU

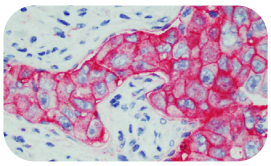

Placental alkaline phosphatase/PLAP (Polyclonal)

Class:	IVD	Cat. No. / Format:	1-PL056-02 /	0.1 ml conc.
Host:	Rabbit		1-PL056-05 /	0.5 ml conc.
Dilution:	1:50 - 1:200		1-PL056-07 /	1 ml conc.
Localization:	Membranous, cytopl.		2-PL056-10 /	3 ml RTU
Control:	Placenta, germ cell tumor		2-PL056-13 /	7 ml RTU

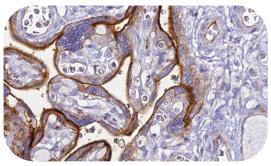

PMS2 (QR009)

Q clones

Class:	IVD	Cat. No. / Format:	C-P005-01 /	0.1 ml conc.
Host:	Rabbit		C-P005-05 /	0.5 ml conc.
Dilution:	1:20		C-P005-10 /	1 ml conc.
Localization:	Nuclear		P-P005-30 /	3 ml RTU
Control:	Colon		P-P005-70 /	7 ml RTU

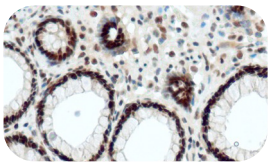

Pneumocystis carinii (3F6)

Class:	IVD	Cat. No. / Format:	1-PN001-02 /	0.1 ml conc.
Host:	Mouse		1-PN001-05 /	0.5 ml conc.
Dilution:	1:100 - 1:500		1-PN001-07 /	1 ml conc.
Localization:	Membranous		2-PN001-10 /	3 ml RTU
Control:	Infected tissue		2-PN001-13 /	7 ml RTU

PNL2/Melanoma Marker (PNL2)

Class:	IVD	Cat. No. / Format:	1-PN002-02 /	0.1 ml conc.
Host:	Mouse		1-PN002-05 /	0.5 ml conc.
Dilution:	1:50 - 1:100		1-PN002-07 /	1 ml conc.
Localization:	Cytoplasmic		2-PN002-10 /	3 ml RTU
Control:	Melanoma		2-PN002-13 /	7 ml RTU

Podocalyxin/PODXL (Polyclonal)

Class:	RUO	Cat. No. / Format:	1-PO001-02 /	0.1 ml conc.
Host:	Rabbit		1-PO001-05 /	0.5 ml conc.
Dilution:	1:50 - 1:200		1-PO001-07 /	1 ml conc.
Localization:	Membranous, cytopl.		2-PO001-10 /	3 ml RTU
Control:	Kidney, breast cancer		2-PO001-13 /	7 ml RTU

Podoplanin (D2-40)

Class:	RUO	Cat. No. / Format:	1-PO004-02 /	0.1 ml conc.
Host:	Mouse		1-PO004-05 /	0.5 ml conc.
Dilution:	1:25 - 1:100		1-PO004-07 /	1 ml conc.
Localization:	Cytoplasmic		2-PO004-10 /	3 ml RTU
Control:	Lymph node, tonsil		2-PO004-13 /	7 ml RTU

PRAME (QR005)

Q clones

Class:	IVD	Cat. No. / Format:	C-P003-01 /	0.1 ml conc.
Host:	Rabbit		C-P003-05 /	0.5 ml conc.
Dilution:	1:50 - 1:100		C-P003-10 /	1 ml conc.
Localization:	Nuclear, membranous		P-P003-30 /	3 ml RTU
Control:	Testis, melanoma		P-P003-70 /	7 ml RTU
			P-P003-150 /	15 ml RTU

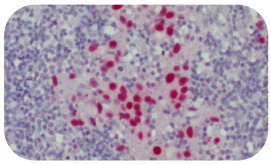

Progesterone receptor/PR (QR014)

Q clones

Class:	IVD	Cat. No. / Format:	C-P006-01 /	0.1 ml conc.
Host:	Rabbit		C-P006-05 /	0.5 ml conc.
Dilution:	1:100 - 1:200		C-P006-10 /	1 ml conc.
Localization:	Nuclear		P-P006-30 /	3 ml RTU
Control:	Breast, breast cancer		P-P006-70 /	7 ml RTU

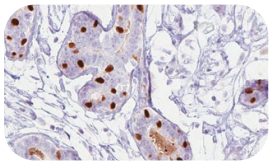

Programmed cell death 4/PDCD4 (Polyclonal)

Class:	RUO	Cat. No. / Format:	1-PR035-02 /	0.1 ml conc.
Host:	Rabbit		1-PR035-05 /	0.5 ml conc.
Dilution:	1:50 - 1:200		1-PR035-07 /	1 ml conc.
Localization:	Cytoplasmic, nuclear		2-PR035-10 /	3 ml RTU
Control:	Colon, colon cancer		2-PR035-13 /	7 ml RTU

Prolactin (Polyclonal)

Class:	RUO	Cat. No. / Format:	1-PR046-02 /	0.1 ml conc.
Host:	Rabbit		1-PR046-05 /	0.5 ml conc.
Dilution:	1:50 - 1:200		1-PR046-07 /	1 ml conc.
Localization:	Cytoplasmic		2-PR046-10 /	3 ml RTU
Control:	Normal pituitary		2-PR046-13 /	7 ml RTU

Proliferating cell nuclear antigen/PCNA (Polyclonal)

Class:	RUO	Cat. No. / Format:	1-PR049-02 /	0.1 ml conc.
Host:	Rabbit		1-PR049-05 /	0.5 ml conc.
Dilution:	1:50 - 1:200		1-PR049-07 /	1 ml conc.
Localization:	Nuclear		2-PR049-10 /	3 ml RTU
Control:	Tonsil		2-PR049-13 /	7 ml RTU

Prostate specific antigen/PSA (QR038)

Q clones

Class:	IVD	Cat. No. / Format:	C-P014-01 /	0.1 ml conc.
Host:	Rabbit		C-P014-05 /	0.5 ml conc.
Dilution:	1:100 - 1:200		C-P014-10 /	1 ml conc.
Localization:	Cytoplasmic		P-P014-30 /	3 ml RTU
Control:	Prostate		P-P014-70 /	7 ml RTU

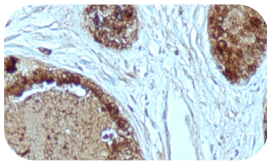

Prostate specific membrane antigen/FOLH1/PSMA (Polyclonal)

Class:	RUO	Cat. No. / Format:	1-PR107-02 /	0.1 ml conc.
Host:	Rabbit		1-PR107-05 /	0.5 ml conc.
Dilution:	1:50 - 1:200		1-PR107-07 /	1 ml conc.
Localization:	Membranous, cytopl.		2-PR107-10 /	3 ml RTU
Control:	Prostate, prostate cancer		2-PR107-13 /	7 ml RTU

Prostatic acid phosphatase/PAP (Polyclonal)

Class:	RUO	Cat. No. / Format:	1-PR110-02 /	0.1 ml conc.
Host:	Rabbit		1-PR110-05 /	0.5 ml conc.
Dilution:	1:50 - 1:200		1-PR110-07 /	1 ml conc.
Localization:	Cytoplasmic		2-PR110-10 /	3 ml RTU
Control:	Prostate, prostate cancer		2-PR110-13 /	7 ml RTU

Prostein (Polyclonal)

Class:	RUO	Cat. No. / Format:	1-PR113-02 /	0.1 ml conc.
Host:	Rabbit		1-PR113-05 /	0.5 ml conc.
Dilution:	1:50 - 1:200		1-PR113-07 /	1 ml conc.
Localization:	Cytoplasmic		2-PR113-10 /	3 ml RTU
Control:	Prostate, prostate cancer		2-PR113-13 /	7 ml RTU

PU.1 (Polyclonal)

Class:	RUO	Cat. No. / Format:	1-PU031-02 /	0.1 ml conc.
Host:	Rabbit		1-PU031-05 /	0.5 ml conc.
Dilution:	1:50 - 1:200		1-PU031-07 /	1 ml conc.
Localization:	Nuclear		2-PU031-10 /	3 ml RTU
Control:	Tonsil, lymphoma		2-PU031-13 /	7 ml RTU

Renal cell carcinoma (PN-15)

Class:	IVD	Cat. No. / Format:	1-RE049-02 /	0.1 ml conc.
Host:	Mouse		1-RE049-05 /	0.5 ml conc.
Dilution:	1:50 - 1:200		1-RE049-07 /	1 ml conc.
Localization:	Membranous, cytopl.		2-RE049-10 /	3 ml RTU
Control:	Renal cell carcinoma		2-RE049-13 /	7 ml RTU
			2-RE049-16 /	15 ml RTU

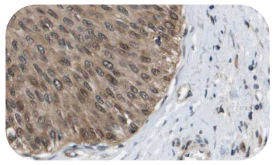

Ribonucleoprotein (58-15)

Class:	RUO	Cat. No. / Format:	1-RI005-02 /	0.1 ml conc.
Host:	Mouse		1-RI005-05 /	0.5 ml conc.
Dilution:	1:50 - 1:100		1-RI005-07 /	1 ml conc.
Localization:	Membranous, cytopl.		2-RI005-10 /	3 ml RTU
Control:	Renal cell carcinoma		2-RI005-13 /	7 ml RTU

Runt related transcription factor 2/RUNX2 (Polyclonal)

Class:	RUO	Cat. No. / Format:	1-RU003-02 /	0.1 ml conc.
Host:	Rabbit		1-RU003-05 /	0.5 ml conc.
Dilution:	1:50 - 1:200		1-RU003-07 /	1 ml conc.
Localization:	Nuclear		2-RU003-10 /	3 ml RTU
Control:	Placenta, osteosarcoma		2-RU003-13 /	7 ml RTU

S100 (QR031)

Q clones

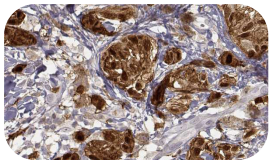

Class:	IVD	Cat. No. / Format:	C-S003-01 /	0.1 ml conc.
Host:	Rabbit		C-S003-05 /	0.5 ml conc.
Dilution:	1:100 - 1:200		C-S003-10 /	1 ml conc.
Localization:	Cytoplasmic		P-S003-30 /	3 ml RTU
Control:	Melanoma		P-S003-70 /	7 ml RTU
			P-S003-150 /	15 ml RTU

S100A1 (Polyclonal)

Class:	RUO	Cat. No. / Format:	1-S1004-02 /	0.1 ml conc.
Host:	Rabbit		1-S1004-05 /	0.5 ml conc.
Dilution:	1:50 - 1:200		1-S1004-07 /	1 ml conc.
Localization:	Cytoplasmic, nuclear		2-S1004-10 /	3 ml RTU
Control:	Heart muscle, papillary renal cell carcinoma		2-S1004-13 /	7 ml RTU

S100A4 (Polyclonal)

Class:	RUO	Cat. No. / Format:	1-S1006-02 /	0.1 ml conc.
Host:	Rabbit		1-S1006-05 /	0.5 ml conc.
Dilution:	1:50 - 1:200		1-S1006-07 /	1 ml conc.
Localization:	Cytoplasmic		2-S1006-10 /	3 ml RTU
Control:	Tonsil, breast carcinoma		2-S1006-13 /	7 ml RTU

S100A8 (Polyclonal)

Class:	RUO	Cat. No. / Format:	1-S1013-02 /	0.1 ml conc.
Host:	Rabbit		1-S1013-05 /	0.5 ml conc.
Dilution:	1:50 - 1:200		1-S1013-07 /	1 ml conc.
Localization:	Membranous, cytopl.		2-S1013-10 /	3 ml RTU
Control:	Spleen		2-S1013-13 /	7 ml RTU

S100A9 (Polyclonal)

Class:	RUO	Cat. No. / Format:	1-S1016-02 /	0.1 ml conc.
Host:	Rabbit		1-S1016-05 /	0.5 ml conc.
Dilution:	1:50 - 1:200		1-S1016-07 /	1 ml conc.
Localization:	Cytoplasmic, nuclear		2-S1016-10 /	3 ml RTU
Control:	Spleen, inflammatory		2-S1016-13 /	7 ml RTU

S100P (Polyclonal)

Class:	RUO	Cat. No. / Format:	1-S1026-02 /	0.1 ml conc.
Host:	Rabbit		1-S1026-05 /	0.5 ml conc.
Dilution:	1:50 - 1:200		1-S1026-07 /	1 ml conc.
Localization:	Cytoplasmic, nuclear		2-S1026-10 /	3 ml RTU
Control:	Placenta, urinary carcinoma		2-S1026-13 /	7 ml RTU

Sal like 4/SALL4 (QR024)

Q clones

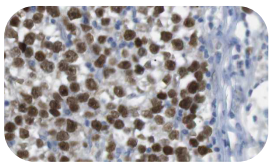

Class:	IVD	Cat. No. / Format:	C-S004-01 /	0.1 ml conc.
Host:	Rabbit		C-S004-05 /	0.5 ml conc.
Dilution:	1:100 - 1:200		C-S004-10 /	1 ml conc.
Localization:	Nuclear		P-S004-30 /	3 ml RTU
Control:	Seminoma, dysgerminoma		P-S004-70 /	7 ml RTU

SATB2 (QR023)

Class:	IVD	Cat. No. / Format:	C-S002-01 /	0.1 ml conc.
Host:	Rabbit		C-S002-05 /	0.5 ml conc.
Dilution:	1:100 - 1:200		C-S002-10 /	1 ml conc.
Localization:	Nuclear		P-S002-30 /	3 ml RTU
Control:	Colon, colorectal cancer		P-S002-70 /	7 ml RTU
			P-S002-150 /	15 ml RTU

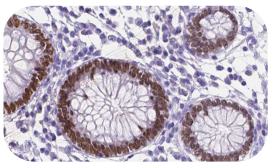

Secretagogin/SCGN (Polyclonal)

Class:	RUO	Cat. No. / Format:	1-SE001-02 /	0.1 ml conc.
Host:	Rabbit		1-SE001-05 /	0.5 ml conc.
Dilution:	1:50 - 1:200		1-SE001-07 /	1 ml conc.
Localization:	Cytoplasmic		2-SE001-10 /	3 ml RTU
Control:	Pancreas, small cell lung carcinoma		2-SE001-13 /	7 ml RTU

Serum amyloid A/SAA (Polyclonal)

Class:	RUO	Cat. No. / Format:	1-SE160-02 /	0.1 ml conc.
Host:	Rabbit		1-SE160-05 /	0.5 ml conc.
Dilution:	1:50 - 1:200		1-SE160-07 /	1 ml conc.
Localization:	Cytoplasmic		2-SE160-10 /	3 ml RTU
Control:	Kidney, amyloidosis		2-SE160-13 /	7 ml RTU

Signal transducer and activator of transduction 6/STAT6 (Polyclonal)

Class:	IVD	Cat. No. / Format:	1-SI019-02 /	0.1 ml conc.
Host:	Rabbit		1-SI019-05 /	0.5 ml conc.
Dilution:	1:50 - 1:200		1-SI019-07 /	1 ml conc.
Localization:	Cytoplasmic		2-SI019-10 /	3 ml RTU
Control:	Kidney, amyloidosis		2-SI019-13 /	7 ml RTU

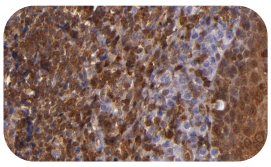

SMAD4 (B-8)

Class:	IVD	Cat. No. / Format:	1-MO032-02 /	0.1 ml conc.
Host:	Mouse		1-MO032-05 /	0.5 ml conc.
Dilution:	1:50 - 1:100		1-MO032-07 /	1 ml conc.
Localization:	Nuclear		2-MO032-10 /	3 ml RTU
Control:	Pancreatic adenocarcinoma		2-MO032-13 /	7 ml RTU

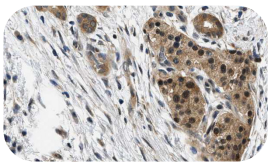

Smoothelin (R4A)

Class:	IVD	Cat. No. / Format:	1-SM014-02 /	0.1 ml conc.
Host:	Mouse		1-SM014-05 /	0.5 ml conc.
Dilution:	1:50 - 1:100		1-SM014-07 /	1 ml conc.
Localization:	Cytoplasmic, nuclear		2-SM014-10 /	3 ml RTU
Control:	Bladder, leiomyosarcoma		2-SM014-13 /	7 ml RTU

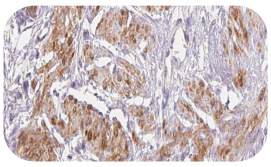

Somatostatin (Polyclonal)

Class:	RUO	Cat. No. / Format:	1-SO084-02 /	0.1 ml conc.
Host:	Rabbit		1-SO084-05 /	0.5 ml conc.
Dilution:	1:50 - 1:200		1-SO084-07 /	1 ml conc.
Localization:	Cytoplasmic		2-SO084-10 /	3 ml RTU
Control:	Pancreatic islet cells		2-SO084-13 /	7 ml RTU

Somatostatin receptor 2/SSTR2 (Polyclonal)

Class:	RUO	Cat. No. / Format:	1-SO088-02 /	0.1 ml conc.
Host:	Rabbit		1-SO088-05 /	0.5 ml conc.
Dilution:	1:50 - 1:200		1-SO088-07 /	1 ml conc.
Localization:	Membranous, cytopl.		2-SO088-10 /	3 ml RTU
Control:	Brain, neuroendocrine tumor		2-SO088-13 /	7 ml RTU

SOX2 (Polyclonal)

Class:	RUO	Cat. No. / Format:	1-SO108-02 /	0.1 ml conc.
Host:	Rabbit		1-SO108-05 /	0.5 ml conc.
Dilution:	1:50 - 1:200		1-SO108-07 /	1 ml conc.
Localization:	Nuclear		2-SO108-10 /	3 ml RTU
Control:	Fetal brain, glioma		2-SO108-13 /	7 ml RTU

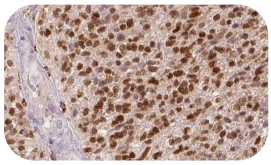

SOX9 (Polyclonal)

Class:	RUO	Cat. No. / Format:	1-SO113-02 /	0.1 ml conc.
Host:	Rabbit		1-SO113-05 /	0.5 ml conc.
Dilution:	1:50 - 1:200		1-SO113-07 /	1 ml conc.
Localization:	Nuclear		2-SO113-10 /	3 ml RTU
Control:	Tonsil, colon, colon cancer		2-SO113-13 /	7 ml RTU

SOX10 (QR006)

Q clones

Class:	IVD	Cat. No. / Format:	C-S001-01 /	0.1 ml conc.
Host:	Rabbit		C-S001-05 /	0.5 ml conc.
Dilution:	1:100 - 1:200		C-S001-10 /	1 ml conc.
Localization:	Nuclear		P-S001-30 /	3 ml RTU
Control:	Melanoma, skin melanocytes		P-S001-70 /	7 ml RTU
			P-S001-150 /	15 ml RTU

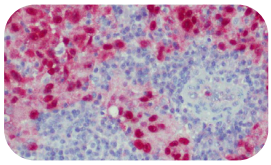

SOX11 (SOX11-C1)

Class:	RUO	Cat. No. / Format:	1-SO124-02 /	0.1 ml conc.
Host:	Mouse		1-SO124-05 /	0.5 ml conc.
Dilution:	1:100		1-SO124-07 /	1 ml conc.
Localization:	Nuclear		2-SO124-10 /	3 ml RTU
Control:	Tonsil, colon, colon cancer		2-SO124-13 /	7 ml RTU

Spectrin (Polyclonal)

Class:	IVD	Cat. No. / Format:	1-SP052-02 /	0.1 ml conc.
Host:	Rabbit		1-SP052-05 /	0.5 ml conc.
Dilution:	1:50 - 1:200		1-SP052-07 /	1 ml conc.
Localization:	Membranous, cytopl.		2-SP052-10 /	3 ml RTU
Control:	Erythroid cells and leukemia		2-SP052-13 /	7 ml RTU

START domain containing 1/STARD1/STAR (Polyclonal)

Class:	RUO	Cat. No. / Format:	1-ST007-02 /	0.1 ml conc.
Host:	Rabbit		1-ST007-05 /	0.5 ml conc.
Dilution:	1:50 - 1:200		1-ST007-07 /	1 ml conc.
Localization:	Cytoplasmic		2-ST007-10 /	3 ml RTU
Control:	Testis, Leydig cell tumor		2-ST007-13 /	7 ml RTU

Stathmin/STMN1 (Polyclonal)

Class:	IVD	Cat. No. / Format:	1-ST010-02 /	0.1 ml conc.
Host:	Rabbit		1-ST010-05 /	0.5 ml conc.
Dilution:	1:50 - 1:200		1-ST010-07 /	1 ml conc.
Localization:	Cytoplasmic		2-ST010-10 /	3 ml RTU
Control:	Tonsil, cervical carcinoma		2-ST010-13 /	7 ml RTU

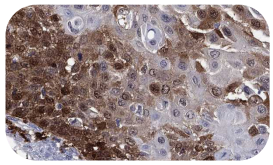

Steroidogenic factor 1/SF1 (Polyclonal)

Class:	RUO	Cat. No. / Format:	1-ST047-02 /	0.1 ml conc.
Host:	Rabbit		1-ST047-05 /	0.5 ml conc.
Dilution:	1:50 - 1:200		1-ST047-07 /	1 ml conc.
Localization:	Nuclear		2-ST047-10 /	3 ml RTU
Control:	Testis, adrenocortical carcinoma		2-ST047-13 /	7 ml RTU

Stromal antigen 2/STAG2 (Polyclonal)

Class:	RUO	Cat. No. / Format:	1-ST038-02 /	0.1 ml conc.
Host:	Rabbit		1-ST038-05 /	0.5 ml conc.
Dilution:	1:50 - 1:200		1-ST038-07 /	1 ml conc.
Localization:	Nuclear		2-ST038-10 /	3 ml RTU
Control:	Colon, colon carcinoma		2-ST038-13 /	7 ml RTU

Survivin (Polyclonal)

Class:	RUO	Cat. No. / Format:	1-SU044-02 /	0.1 ml conc.
Host:	Rabbit		1-SU044-05 /	0.5 ml conc.
Dilution:	1:50 - 1:200		1-SU044-07 /	1 ml conc.
Localization:	Cytoplasmic, nuclear		2-SU044-10 /	3 ml RTU
Control:	Colon, colon carcinoma		2-SU044-13 /	7 ml RTU

Synaptophysin (Polyclonal)

Class:	IVD	Cat. No. / Format:	1-SY028-02 /	0.1 ml conc.
Host:	Rabbit		1-SY028-05 /	0.5 ml conc.
Dilution:	1:50 - 1:200		1-SY028-07 /	1 ml conc.
Localization:	Cytoplasmic		2-SY028-10 /	3 ml RTU
Control:	Pancreatic islet cells		2-SY028-13 /	7 ml RTU
			2-SY028-16 /	15 ml RTU

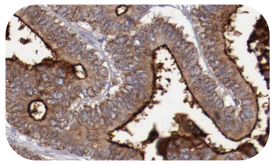

T box protein 21/TBX21/T bet (Polyclonal)

Class:	IVD	Cat. No. / Format:	1-T0007-02 /	0.1 ml conc.
Host:	Rabbit		1-T0007-05 /	0.5 ml conc.
Dilution:	1:50 - 1:200		1-T0007-07 /	1 ml conc.
Localization:	Nuclear		2-T0007-10 /	3 ml RTU
Control:	Spleen, Hodgkin‘s lymphoma		2-T0007-13 /	7 ml RTU

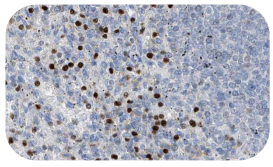

T cell immunoglobulin and mucin domain protein 1/TIM1/KIM1 (Polyclonal)

Class:	RUO	Cat. No. / Format:	1-T0011-02 /	0.1 ml conc.
Host:	Rabbit		1-T0011-05 /	0.5 ml conc.
Dilution:	1:50 - 1:200		1-T0011-07 /	1 ml conc.
Localization:	Cytoplasmic		2-T0011-10 /	3 ml RTU
Control:	Kidney, renal clear cell carcinoma		2-T0011-13 /	7 ml RTU

T cell leukemia/lymphoma protein 1A/TCL1 (Polyclonal)

Class:	RUO	Cat. No. / Format:	1-T0022-02 /	0.1 ml conc.
Host:	Rabbit		1-T0022-05 /	0.5 ml conc.
Dilution:	1:50 - 1:200		1-T0022-07 /	1 ml conc.
Localization:	Cytoplasmic, nuclear		2-T0022-10 /	3 ml RTU
Control:	Tonsil, B cell lymphoma		2-T0022-13 /	7 ml RTU

Tenascin C (T2H5)

Class:	RUO	Cat. No. / Format:	1-TE016-02 /	0.1 ml conc.
Host:	Mouse		1-TE016-05 /	0.5 ml conc.
Dilution:	1:100 - 1:200		1-TE016-07 /	1 ml conc.
Localization:	Secreted		2-TE016-10 /	3 ml RTU
Control:	Breast cancer		2-TE016-13 /	7 ml RTU

Terminal deoxynucleotidyltransferase/TdT (Polyclonal)

Class:	IVD	Cat. No. / Format:	1-TE027-02 /	0.1 ml conc.
Host:	Rabbit		1-TE027-05 /	0.5 ml conc.
Dilution:	1:50 - 1:200		1-TE027-07 /	1 ml conc.
Localization:	Nuclear		2-TE027-10 /	3 ml RTU
Control:	Thymus (TdT positive)		2-TE027-13 /	7 ml RTU

Thyroglobulin (2H11+6E1)

Class:	IVD	Cat. No. / Format:	1-TH034-02 /	0.1 ml conc.
Host:	Mouse		1-TH034-05 /	0.5 ml conc.
Dilution:	1:100 - 1:200		1-TH034-07 /	1 ml conc.
Localization:	Cytoplasmic		2-TH034-10 /	3 ml RTU
Control:	Thyroid, follicular or papillary carcinoma		2-TH034-13 /	7 ml RTU

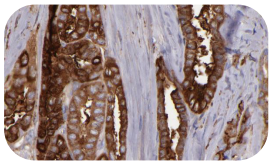

Thyroid stimulating hormone receptor/TSHR (Polyclonal)

Class:	RUO	Cat. No. / Format:	1-TH051-02 /	0.1 ml conc.
Host:	Rabbit		1-TH051-05 /	0.5 ml conc.
Dilution:	1:50		1-TH051-07 /	1 ml conc.
Localization:	Membranous		2-TH051-10 /	3 ml RTU
Control:	Thyroid gland, thyroid carcinoma		2-TH051-13 /	7 ml RTU

Thyroid stimulating hormone/TSH (Polyclonal)

Class:	IVD	Cat. No. / Format:	1-TH047-02 /	0.1 ml conc.
Host:	Rabbit		1-TH047-05 /	0.5 ml conc.
Dilution:	1:50 - 1:200		1-TH047-07 /	1 ml conc.
Localization:	Cytoplasmic		2-TH047-10 /	3 ml RTU
Control:	Normal pituitary		2-TH047-13 /	7 ml RTU

Thyroid transcription factor 1/TTF 1 (8G7G3/1)

Class:	IVD	Cat. No. / Format:	1-TH055-02 /	0.1 ml conc.
Host:	Mouse		1-TH055-05 /	0.5 ml conc.
Dilution:	1:50 - 1:200		1-TH055-07 /	1 ml conc.
Localization:	Nuclear		2-TH055-10 /	3 ml RTU
Control:	Adenocarcinoma of lung, lung, thyroid		2-TH055-13 /	7 ml RTU
			2-TH055-16 /	15 ml RTU

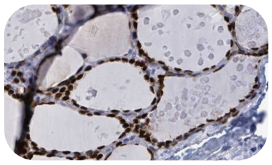

Thyroperoxidase/TPO (Polyclonal)

Class:	RUO	Cat. No. / Format:	1-TH060-02 /	0.1 ml conc.
Host:	Rabbit		1-TH060-05 /	0.5 ml conc.
Dilution:	1:50 - 1:200		1-TH060-07 /	1 ml conc.
Localization:	Membranous		2-TH060-10 /	3 ml RTU
Control:	Thyroid epithelial cells, thyroid tumor		2-TH060-13 /	7 ml RTU

Topoisomerase 2 alpha (Polyclonal)

Class:	RUO	Cat. No. / Format:	1-TO014-02 /	0.1 ml conc.
Host:	Rabbit		1-TO014-05 /	0.5 ml conc.
Dilution:	1:50 - 1:200		1-TO014-07 /	1 ml conc.
Localization:	Nuclear, cytoplasmic		2-TO014-10 /	3 ml RTU
Control:	Tonsil		2-TO014-13 /	7 ml RTU

Toxoplasma gondii (Polyclonal)

Class:	RUO	Cat. No. / Format:	1-TO021-03 /	0.2 ml conc.
Host:	Rabbit		2-TO021-10 /	3 ml RTU
Control:	Infected tissue			

Transcription factor E2F 4/E2F4 (Polyclonal)

Class:	RUO	Cat. No. / Format:	1-TR023-02 /	0.1 ml conc.
Host:	Rabbit		1-TR023-05 /	0.5 ml conc.
Dilution:	1:50 - 1:200		1-TR023-07 /	1 ml conc.
Localization:	Nuclear, cytoplasmic		2-TR023-10 /	3 ml RTU
Control:	Colon, colon cancer		2-TR023-13 /	7 ml RTU

Transcription factor E3/TFE3 (Polyclonal)

Class:	RUO	Cat. No. / Format:	1-TR027-02 /	0.1 ml conc.
Host:	Rabbit		1-TR027-05 /	0.5 ml conc.
Dilution:	1:50 - 1:200		1-TR027-07 /	1 ml conc.
Localization:	Nuclear, cytoplasmic		2-TR027-10 /	3 ml RTU
Control:	Renal cell carcinoma		2-TR027-13 /	7 ml RTU

Transmembrane protein 16A/TMEM16A/Dog-1 (Polyclonal)

Class:	IVD	Cat. No. / Format:	1-TR115-02 /	0.1 ml conc.
Host:	Rabbit		1-TR115-05 /	0.5 ml conc.
Dilution:	1:50 - 1:200		1-TR115-07 /	1 ml conc.
Localization:	Membranous, cytopl.		2-TR115-10 /	3 ml RTU
Control:	GIST tumor		2-TR115-13 /	7 ml RTU

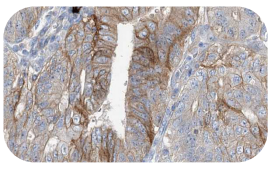

Trefoil factor 1/TFF1 (Polyclonal)

Class:	RUO	Cat. No. / Format:	1-TR137-02 /	0.1 ml conc.
Host:	Rabbit		1-TR137-05 /	0.5 ml conc.
Dilution:	1:50 - 1:200		1-TR137-07 /	1 ml conc.
Localization:	Secreted		2-TR137-10 /	3 ml RTU
Control:	Breast carcinoma, stomach		2-TR137-13 /	7 ml RTU

Trefoil factor 3/TFF3 (Polyclonal)

Class:	RUO	Cat. No. / Format:	1-TR139-02 /	0.1 ml conc.
Host:	Rabbit		1-TR139-05 /	0.5 ml conc.
Dilution:	1:50 - 1:200		1-TR139-07 /	1 ml conc.
Localization:	Cytoplasmic		2-TR139-10 /	3 ml RTU
Control:	Colon, colon cancer		2-TR139-13 /	7 ml RTU

Troponin I (Polyclonal)

Class:	RUO	Cat. No. / Format:	1-TR174-02 /	0.1 ml conc.
Host:	Rabbit		1-TR174-05 /	0.5 ml conc.
Dilution:	1:50 - 1:200		1-TR174-07 /	1 ml conc.
Localization:	Cytoplasmic		2-TR174-10 /	3 ml RTU
Control:	Cardiac muscle		2-TR174-13 /	7 ml RTU

Troponin T (Polyclonal)

Class:	RUO	Cat. No. / Format:	1-TR175-02 /	0.1 ml conc.
Host:	Rabbit		1-TR175-05 /	0.5 ml conc.
Dilution:	1:50 - 1:200		1-TR175-07 /	1 ml conc.
Localization:	Cytoplasmic		2-TR175-10 /	3 ml RTU
Control:	Cardiac muscle		2-TR175-13 /	7 ml RTU

Tryptase (G3)

Class:	IVD	Cat. No. / Format:	1-TR177-02 /	0.1 ml conc.
Host:	Mouse		1-TR177-05 /	0.5 ml conc.
Dilution:	1:100 - 1:200		1-TR177-07 /	1 ml conc.
Localization:	Cytoplasmic		2-TR177-10 /	3 ml RTU
Control:	Myometrium, uterus		2-TR177-13 /	7 ml RTU

Tubulin alpha (TU-02)

Class:	RUO	Cat. No. / Format:	1-TU005-02 /	0.1 ml conc.
Host:	Mouse		1-TU005-05 /	0.5 ml conc.
Dilution:	1:50 - 1:100		1-TU005-07 /	1 ml conc.
Localization:	Cytoplasmic		2-TU005-10 /	3 ml RTU
Control:	Muscle tissue		2-TU005-13 /	7 ml RTU

Tumor associated calcium signal transducer 2/TACD2 (Polyclonal)

Class:	RUO	Cat. No. / Format:	1-TU022-02 /	0.1 ml conc.
Host:	Rabbit		1-TU022-05 /	0.5 ml conc.
Dilution:	1:50 - 1:200		1-TU022-07 /	1 ml conc.
Localization:	Membranous		2-TU022-10 /	3 ml RTU
Control:	Placenta, papillary thyroid carcinoma		2-TU022-13 /	7 ml RTU

Tumor associated glycoprotein 72/TAG 72 (B72.3)

Class:	IVD	Cat. No. / Format:	1-TU023-02 /	0.1 ml conc.
Host:	Mouse		1-TU023-05 /	0.5 ml conc.
Dilution:	1:50 - 1:200		1-TU023-07 /	1 ml conc.
Localization:	Cytoplasmic		2-TU023-10 /	3 ml RTU
Control:	Lung adenocarcinoma		2-TU023-13 /	7 ml RTU

Tyrosinase (T311)

Class:	IVD	Cat. No. / Format:	1-TY022-02 /	0.1 ml conc.
Host:	Mouse		1-TY022-05 /	0.5 ml conc.
Dilution:	1:100 - 1:500		1-TY022-07 /	1 ml conc.
Localization:	Cytoplasmic		2-TY022-10 /	3 ml RTU
Control:	Malignant melanoma, skin		2-TY022-13 /	7 ml RTU

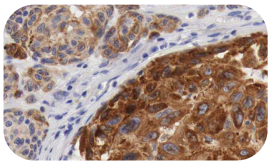

Villin 1 (Polyclonal)

Class:	IVD	Cat. No. / Format:	1-VI004-02 /	0.1 ml conc.
Host:	Rabbit		1-VI004-05 /	0.5 ml conc.
Dilution:	1:50 - 1:200		1-VI004-07 /	1 ml conc.
Localization:	Membranous, cytopl.		2-VI004-10 /	3 ml RTU
Control:	Small intestine, colo-rectal carcinoma		2-VI004-13 /	7 ml RTU

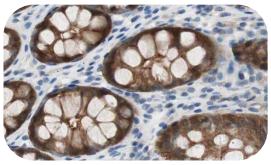

Vimentin (V9)

Class:	IVD	Cat. No. / Format:	1-VI006-02 /	0.1 ml conc.
Host:	Mouse		1-VI006-05 /	0.5 ml conc.
Dilution:	1:100 - 1:200		1-VI006-07 /	1 ml conc.
Localization:	Cytoplasmic		2-VI006-10 /	3 ml RTU
Control:	Tonsil, lymp node		2-VI006-13 /	7 ml RTU
			2-VI006-16 /	15 ml RTU

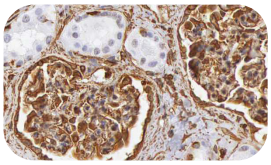

Von Willebrand Factor/VWF (F8/86)

Class:	RUO	Cat. No. / Format:	1-CO219-02 /	0.1 ml conc.
Host:	Mouse		1-CO219-05 /	0.5 ml conc.
Dilution:	1:50 - 1:100		1-CO219-07 /	1 ml conc.
Localization:	Cytoplasmic		2-CO219-10 /	3 ml RTU
Control:	Tonsil		2-CO219-13 /	7 ml RTU

Wilms tumor 1/WT1 (QR030)

Q clones

Class:	IVD	Cat. No. / Format:	C-W001-01 /	0.1 ml conc.
Host:	Rabbit		C-W001-05 /	0.5 ml conc.
Dilution:	1:100 - 1:200		C-W001-10 /	1 ml conc.
Localization:	Nuclear		P-W001-30 /	3 ml RTU
Control:	Testis, ovarian carcinoma		P-W001-70 /	7 ml RTU
			P-W001-150 /	15 ml RTU

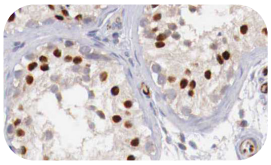

YAP (63.7)

Class:	RUO	Cat. No. / Format:	1-YE003-02 /	0.1 ml conc.
Host:	Mouse		1-YE003-05 /	0.5 ml conc.
Dilution:	1:50 - 1:200		1-YE003-07 /	1 ml conc.
Localization:	Nuclear		2-YE003-10 /	3 ml RTU
Control:	Breast, breast cancer		2-YE003-13 /	7 ml RTU

ZAP-70 (2F3.2)

Class:	IVD	Cat. No. / Format:	1-ZA001-02 /	0.1 ml conc.
Host:	Mouse		1-ZA001-05 /	0.5 ml conc.
Dilution:	1:50 - 1:200		1-ZA001-07 /	1 ml conc.
Localization:	Cytoplasmic, nuclear		2-ZA001-10 /	3 ml RTU
Control:	Tonsil, chronic lymphocytic leukemia		2-ZA001-13 /	7 ml RTU

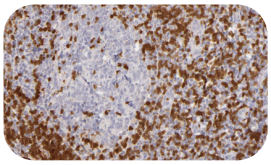

FITC-conjugated antibodies

Antibodies linked to fluorescein isothiocyanate (FITC) are intended for use on human tissues in immunofluorescence microscopy and flow cytometry. Next to FITC-conjugated antibodies quartett offers reagents for immunofluorescence applications, such as mounting media and blocking reagents (see chapter „Reagents for IHC & histology“).

ProTaqs® C1q FITC (Polyclonal)

Class:	IVD	Cat. No. / Format:	2090620120 /	1 ml conc.
Host:	Rabbit		2090620120 /	2 ml conc.
Dilution:	1:20		2090620130 /	3 ml RTU
			2090620170 /	7 ml RTU

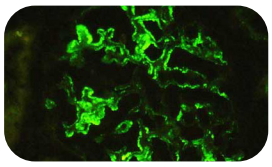

ProTaqs® C3c FITC (Polyclonal)

Class:	IVD	Cat. No. / Format:	2090620210 /	1 ml conc.
Host:	Rabbit		2090620220 /	2 ml conc.
Dilution:	1:20		2090620230 /	3 ml RTU
			2090620270 /	7 ml RTU

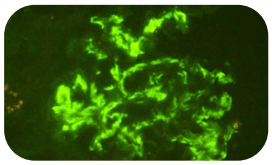

ProTaqs® C4 FITC (Polyclonal)

Class:	IVD	Cat. No. / Format:	2090620310 /	1 ml conc.
Host:	Rabbit		2090620320 /	2 ml conc.
Dilution:	1:20		2090620330 /	3 ml RTU
			2090620370 /	7 ml RTU

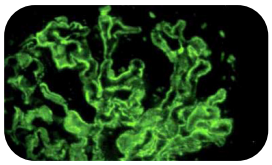

ProTaqs® C5 FITC (Polyclonal)

Class:	IVD	Cat. No. / Format:	2090621610 /	1 ml conc.
Host:	Sheep		2090621620 /	2 ml conc.
Dilution:	1:20		2090621630 /	3 ml RTU
			2090621670 /	7 ml RTU

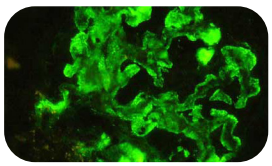

ProTaqs® Fibrinogen FITC (Polyclonal)

Class:	IVD	Cat. No. / Format:	2090620410 /	1 ml conc.
Host:	Rabbit		2090620420 /	2 ml conc.
Dilution:	1:20		2090620430 /	3 ml RTU
			2090620470 /	7 ml RTU

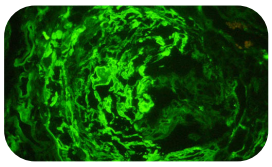

ProTaqs® IgA FITC (Polyclonal)

Class:	IVD	Cat. No. / Format:	2090620510 /	1 ml conc.
Host:	Rabbit		2090620520 /	2 ml conc.
Dilution:	1:20		2090620530 /	3 ml RTU
			2090620570 /	7 ml RTU

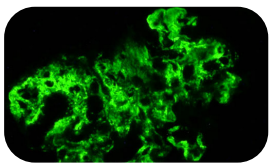

ProTaqs® IgAGM FITC (Polyclonal)

Class:	IVD	Cat. No. / Format:	2090620810 /	1 ml conc.
Host:	Rabbit		2090620820 /	2 ml conc.
Dilution:	1:20		2090620830 /	3 ml RTU
			2090620870 /	7 ml RTU

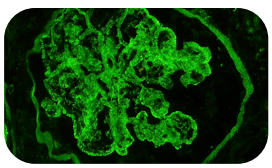

ProTaqs® IgG FITC (Polyclonal

Class:	IVD	Cat. No. / Format:	2090620610 /	1 ml conc.
Host:	Rabbit		2090620620 /	2 ml conc.
Dilution:	1:20		2090620630 /	3 ml RTU
			2090620670 /	7 ml RTU

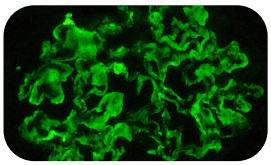

ProTaqs® IgM FITC (Polyclonal)

Class:	IVD	Cat. No. / Format:	2090620710 /	1 ml conc.
Host:	Rabbit		2090620720 /	2 ml conc.
Dilution:	1:20		2090620730 /	3 ml RTU
			2090620770 /	7 ml RTU

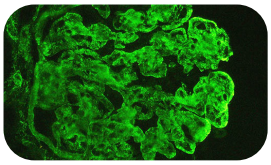

ProTaqs® Kappa FITC (Polyclonal)

Class:	IVD	Cat. No. / Format:	2090620910 /	1 ml conc.
Host:	Rabbit		2090620920 /	2 ml conc.
Dilution:	1:20		2090620930 /	3 ml RTU
			2090620970 /	7 ml RTU

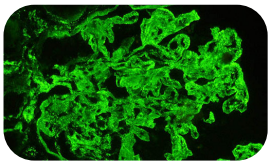

ProTaqs® Lambda FITC (Polyclonal)

Class:	IVD	Cat. No. / Format:	2090621010 /	1 ml conc.
Host:	Rabbit		2090621020 /	2 ml conc.
Dilution:	1:20		2090621030 /	3 ml RTU
			2090621070 /	7 ml RTU

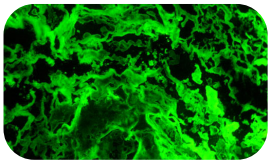

ProTaqs® Albumin FITC (Polyclonal)
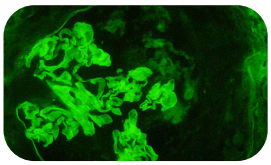
Class:	IVD	Cat. No. / Format:	2090621110 /	1 ml conc.
Host:	Rabbit		2090621120 /	2 ml conc.
Dilution:	1:20		2090621130 /	3 ml RTU
			2090621170 /	7 ml RTU